

***THE WORLD
OF FASTENING***

2024



2025

MADE IN ITALY



Da oltre 50 anni, grazie alla capacità, alla dedizione e all'impegno dei nostri tecnici, produciamo chiodatrici pneumatiche con elevati standard tecnologici e di qualità.

Il design funzionale ed inconfondibile, la ricerca del dettaglio, l'attenzione alla sicurezza del prodotto, l'impiego delle più avanzate tecnologie di produzione, l'attento controllo di qualità e l'affidabilità nel tempo sono alcune delle motivazioni per cui le chiodatrici OMER sono il riferimento nelle applicazioni di aggraffaggio pneumatico industriale.

Con lo stesso impegno ed attenzione alla qualità produciamo un'ampia gamma di punti metallici per tutte le nostre chiodatrici.

La qualità del servizio alla clientela è infine l'elemento fondamentale che meglio definisce la nostra filosofia di impegno totale verso i mercati mondiali dell'aggraffaggio industriale.

**COMPETENZA
QUALITÀ
SERVIZIO**



**SKILL
QUALITY
SERVICE**

For over 50 years, thanks to the skill, dedication and commitment of our engineering staff, OMER has been producing pneumatic tools of unsurpassed technological and quality standards.

A unique and unmistakable design, attention to detail, dedication to exceeding safety standards, use of the latest proven technologies, a strict adherence to quality control and time tested durability are just some of the reasons as to why OMER tools are a first choice for the air powered industrial fastening applications.

With the same commitment to quality we produce a comprehensive precision fastener program for all our pneumatic tools.

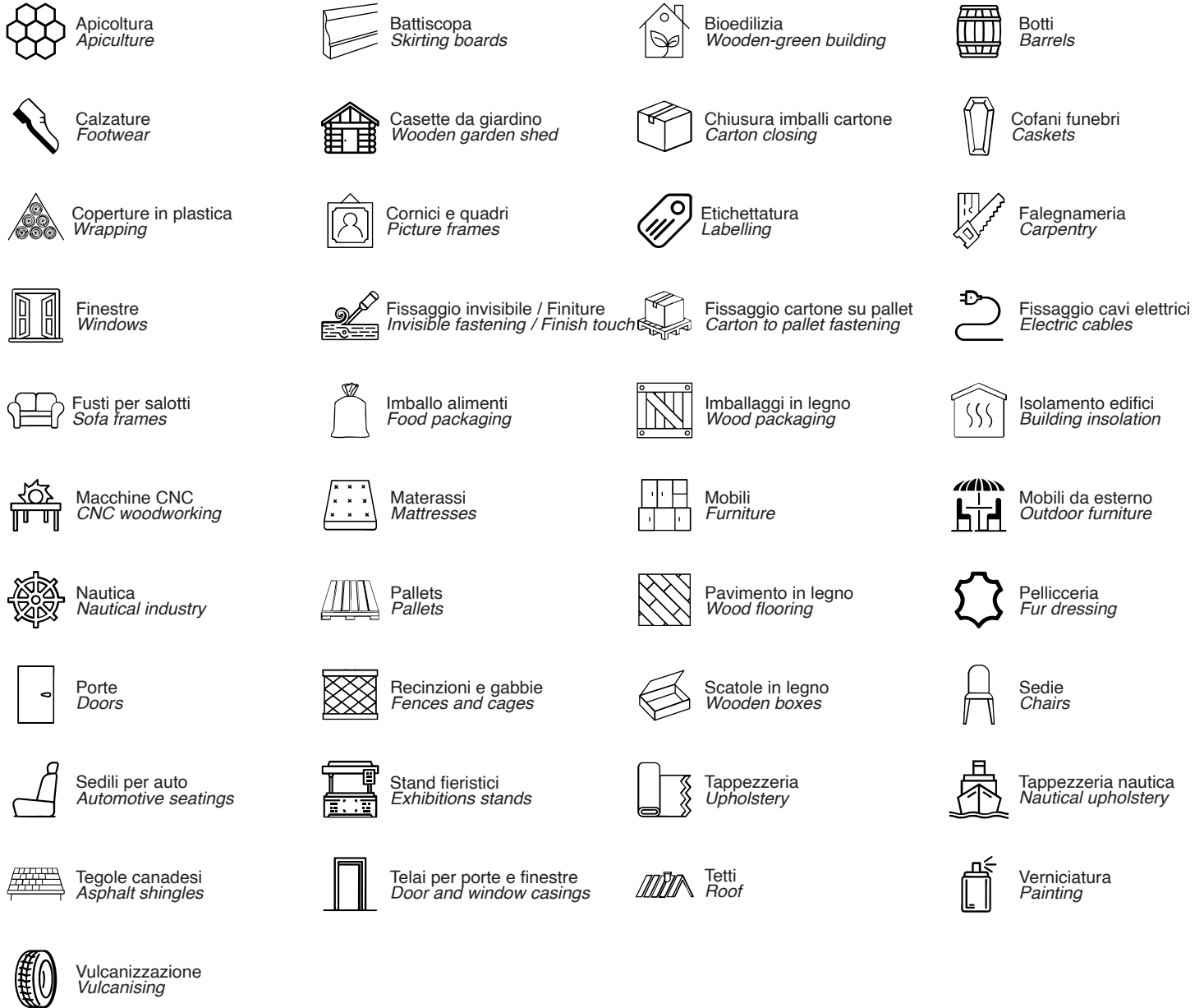
A final cornerstone is our quality service that defines our philosophy of total commitment to all worldwide markets of the pneumatic fastening industry.

SPECIFICHE CHIODATRICI

TOOL SPECIFICATIONS

A	Chiodatrice potenziata <i>Power pack version</i>	FV	Speciale per pellicceria, automatica <i>Specialty tool for fur-dressing, with auto fire valve</i>
AB	Speciale con dispositivo automatico per piegatura lamelle <i>Special with automatic bending device</i>	G-G4	Fissaggio cornici per vetri <i>Glazing</i>
B	Caricamento dal basso <i>Bottom loading</i>	H	Testa rinforzata <i>Hammer cap</i>
BDA	Caricamento dal basso, regolazione di profondità <i>Bottom loading, dial adjustable depth control</i>	LJ	Ganascia lunga <i>Long jaw</i>
CNO-SAG	Speciale per il fissaggio di molle, caricatore corto <i>Specialty tool for attaching spring clips, short magazine</i>	LJ-03	Ganascia lunga per chiusura tubi <i>Long jaw for pipe closure</i>
CL	Caricatore lungo <i>Long magazine</i>	LJC	Ganascia lunga, caricatore corto <i>Long jaw, short magazine</i>
CD1	Speciale per costruzione di cassette con comando a distanza NC <i>Specialty tool for wooden cases production with remote fire valve NC</i>	LLJ	Ganascia extra lunga <i>Extra long jaw</i>
CP	Speciale fissaggio cartone su bancale <i>Special carton-to-skid</i>	M	Funzionamento manuale <i>Manual use</i>
CP1	Speciale fissaggio cartone su bancale, doppia maniglia, prolunga allungata <i>Special carton-to-skid, double handle, longer extension</i>	MC	Speciale per fissaggio metal connector <i>Specialty tool for metal connector</i>
CL2-3	Caricatore lungo (capacità: 2 barrette), caricamento dall'alto, comando a distanza NC, no sicura <i>Long magazine (capacity: 2 strips), top loading, remote fire valve NC, no safety</i>	NF	Naso sottile <i>Thin nose</i>
CL3-3 CLD3-3	Caricatore lungo (capacità: 3 barrette), caricamento dall'alto, comando a distanza NC, no sicura <i>Long magazine (capacity: 3 strips), top loading, remote fire valve NC, no safety</i>	NO-SAG	Speciale per il fissaggio di molle <i>Specialty tool for attaching spring clips</i>
CL2-5	Caricatore lungo (capacità: 2 barrette), caricamento dall'alto, comando a distanza NC, sicura posteriore <i>Long magazine (capacity: 2 strips), top loading, remote fire valve NC, rear safety</i>	NS	Testina sottile con sicura <i>Thin nose with safety</i>
CL2-51	Caricatore lungo (capacità: 2 barrette), caricamento dall'alto, comando a distanza NC, sicura frontale <i>Long magazine (capacity: 2 strips), top loading, remote fire valve NC, frontal safety</i>	OC	Speciale per divaricazione graffe <i>Outward clinch</i>
CL4-3	Caricatore lungo (capacità: 4 barrette), caricamento dall'alto, comando a distanza NC <i>Long magazine (capacity: 4 strips), top loading, remote fire valve NC</i>	OCS	Speciale per divaricazione graffe, funzionamento con sicura <i>Specialty tool for staple spreader, contact safety device</i>
CL4-4	Caricatore lungo (capacità: 4 barrette), caricamento dall'alto, comando a distanza NC, con supporto <i>Long magazine (capacity: 4 strips), top loading, remote fire valve NC, with support</i>	P	Speciale per punti in plastica <i>Special for polymer fasteners</i>
CLD4-3	Caricatore lungo (capacità: 4 barrette), caricamento dall'alto, comando a distanza NC, no sicura <i>Long magazine (capacity: 4 strips), top loading, remote fire valve NC, no safety</i>	PJ	Ganascia lunga, per settore automobilistico <i>Long jaw, automotive industry</i>
CLM	Caricatore lungo con caricamento dall'alto e sparo a contatto. Speciale per calzaturifici <i>Long magazine, top loading and contact safety fire (no trigger). Specialty tool for shoe industry</i>	PF / PF1	Speciale per cornici e verniciatura telai <i>Specialty tool for picture frames and frame painting</i>
CLT	Caricatore lungo, caricamento dall'alto, comando a distanza NC <i>Long magazine, top loading, remote fire valve NC</i>	RB	Speciale con ribattitore <i>Specialty with flexible anvil</i>
CLT3 CLT4	Caricatore lungo (capacità: 3-4 barrette), caricamento dall'alto, comando a distanza NC <i>Long magazine (capacity: 3-4 strips), top loading, remote fire valve NC</i>	RB4	Speciale con ribattitore lungo, caricamento dall'alto <i>Special with long riveter, top loading</i>
CLT-3	Caricatore lungo, caricamento dall'alto, comando a distanza NC <i>Long magazine, top loading, remote fire valve NC</i>	RF	Speciale con ribattitore fisso <i>Specialty with rigid anvil</i>
CLTV	Caricatore lungo, caricamento dall'alto, automatica <i>Long magazine, top loading, auto fire valve</i>	ROC	Automazione per ribattitura con attivazione a contatto <i>Clinching automation, contact activated</i>
CLV	Caricatore lungo, automatica <i>Long magazine, auto fire valve</i>	ROC2	Automazione per ribattitura con doppia aggraffatura, attivazione a contatto <i>Clinching automation with two heads, contact activated</i>
CLVD	Caricatore lungo, automatica, distanziatore regolabile <i>Long magazine, auto fire valve, adjustable spacer</i>	ROP	Automazione per ribattitura con attivazione a pedale <i>Clinching automation, pedal activated</i>
D	Distanziatore regolabile <i>Adjustable spacer</i>	ROPB	Automazione per ribattitura con attivazione a pedale per blister <i>Clinching automation, pedal activated, for blister</i>
D1	Speciale per costruzione di cassette con distanziali fissi <i>Specialty tool for wooden cases with fixed spacers</i>	S	Sicura a contatto <i>Contact safety device</i>
E	Versione leggera <i>Light version</i>	SA	Braccio orizzontale <i>Side arm</i>
EPAL	Speciale per costruzione e riparazione bancali <i>Specialty tool for pallet production and repair</i>	SCL	Caricatore lungo, sicura a contatto <i>Long magazine, contact safety device</i>
ET	Speciale per fissaggio etichette <i>Specialty tool for label fixing</i>	SJ	Ganascia corta <i>Short jaw</i>
F	Speciale per pellicceria <i>Specialty tool for fur-dressing</i>	SJC	Ganascia corta, caricatore corto <i>Short jaw, short magazine</i>
FA	Speciale per apicoltura <i>Specialty tool apiculture</i>	SJT	Ganascia corta per tubi <i>Tube application short jaw</i>
FL2	Speciale per parchetti, caricatore doppio <i>Flooring applications, double length magazine</i>	SL	Naso lungo (50mm) <i>Long nose (2")</i>
		SL NF	Naso lungo (50mm), naso sottile <i>Long nose (2"), thin nose</i>
		SL VL	Naso lungo (50mm), automatica con velocità limitata <i>Long nose (2"), auto fire valve with limited speed</i>
		SLS	Naso lungo e sicura a contatto <i>Long nose and contact safety device</i>
		SS	Senza sicura <i>No safety device</i>
		V	Automatica <i>Auto fire valve</i>
		*	A richiesta <i>On request</i>

UTILIZZI APPLICATIONS



AZIONAMENTI ACTUATION

AS	Azionamento singolo
	<i>Single actuation</i>
AD	Azionamento singolo doppio grilletto
	<i>Double trigger actuation</i>
ADV	Azionamento continuo doppio grilletto
	<i>Continuous double trigger actuation</i>
SQ	Azionamento sequenziale singolo
	<i>Single sequential actuation</i>
AC	Azionamento a contatto (BUMP)
	<i>Contact actuation</i>
AC + SQ	Azionamento a contatto (BUMP) + Az. sequenziale singolo
	<i>Contact + Single sequential actuation</i>

SQ + AC	Azionamento sequenziale singolo + Az. a contatto (BUMP)
	<i>Single sequential + Contact actuation</i>
AR	Azionamento remoto
	<i>Remote fire</i>
FQ	Azionamento sequenziale completo
	<i>Complete sequential actuation</i>
V	Azionamento contatto continuo
	<i>Continuous contact actuation</i>
M	Azionamento manuale
	<i>Manual actuation</i>
P	Azionamento a pedale
	<i>Pedal actuation</i>

GRAFFE - APPLICAZIONI INDUSTRIALI STAPLES - INDUSTRIAL APPLICATIONS

Leggere / Fine wire
Medie / Medium wire
Pesanti / Heavy wire

GRAFFE - APPLICAZIONI INDUSTRIALI
STAPLES - INDUSTRIAL APPLICATIONS

SPILLI E GROPPINI PINS & BRADS

SPILLI E GROPPINI
PINS & BRADS

GRAFFE PER IMBALLAGGIO CARTON CLOSING STAPLES

GRAFFE PER IMBALLAGGIO
CARTON CLOSING STAPLES

PUNTI E APPLICAZIONI SPECIALI SPECIAL FASTENERS AND APPLICATIONS

Pellicceria / Fur dressing & Apicoltura / Apiculture
Etichettatura / Labelling & Graffe corrugate / Corrugated staples
Cornici / Picture frames & Hog-rings / Hog-rings
Coperture in plastica / Wrapping & Graffe gruccioni / Staples for hanging
Imballo alimenti / Food packaging

PUNTI E APPLICAZIONI SPECIALI
SPECIAL FASTENERS AND APPLICATIONS

CHIODI NAILS

Stecca / Strip & Roofing / Roofing
Rotolo PVC 0° / 0° Coil PVC & Rotolo PVC 16° / 16° Coil PVC
Rotolo Elettr. 16° / 16° Wire Coil & EPAL / EPAL
Stecca PVC 21° / 21° Strip PVC & Stecca carta 34° / 34° Strip paper
Stecca carta 30° e PVC 30° / 30° Strip paper and 30° PVC

CHIODI
NAILS

PUNTI IN PLASTICA POLYMER FASTENERS

PUNTI IN PLASTICA
POLYMER FASTENERS

APPLICAZIONI MANUALI ED ELETTRICHE MANUAL AND ELECTRIC APPLICATIONS

APPLICAZIONI MANUALI
MANUAL APPLICATIONS

AUTOMAZIONI E ACCESSORI AUTOMATIONS AND ACCESSORIES

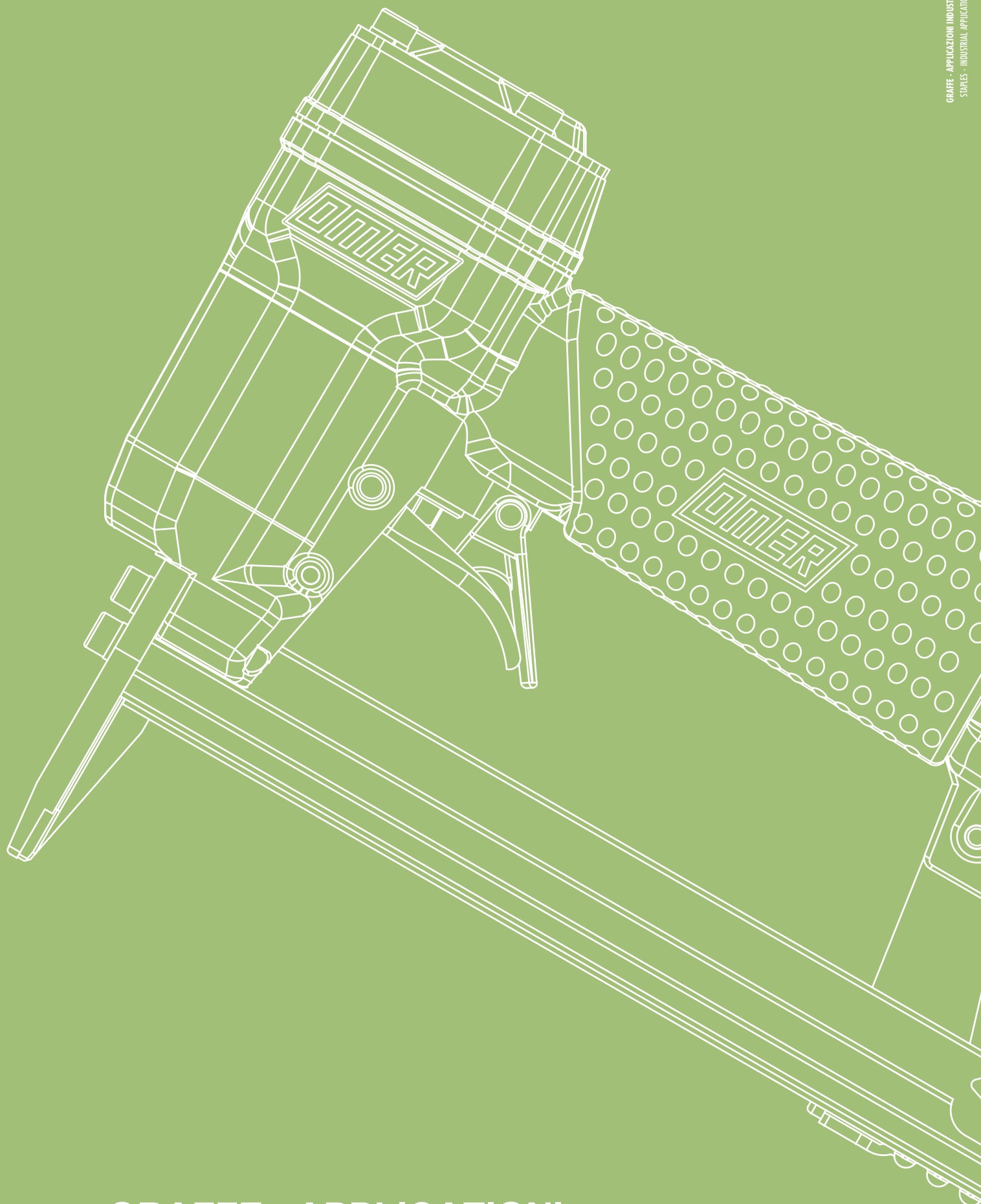
Automazioni / Automations
Supporti chiodatrici / Tool Supports
Comandi a distanza / Remote fire valves

AUTOMAZIONI E ACCESSORI
AUTOMATIONS AND ACCESSORIES

COMPRESSORE E DOTAZIONI COMPRESSOR AND EQUIPMENT

Compressore / Compressor
Raccordi e Spirali / Airplugs and Hoses
Dotazioni / Equipment

COMPRESSORE E DOTAZIONI
COMPRESSOR AND EQUIPMENT



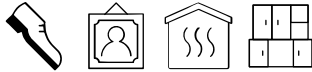
**GRAFFE - APPLICAZIONI
INDUSTRIALI**
**STAPLES - INDUSTRIAL
APPLICATIONS**

Leggere / Fine wire
Medie / Medium wire
Pesanti / Heavy wire

GRAFFE LEGGERE
FINE WIRE STAPLES

3G

UTILIZZI
APPLICATIONS



Série chiodatrice Tool series	modello	misure impieghiabili (mm)	capacità caricatore (n.punti)	pressione (kg/cm ²)	peso (kg)	consumo aria (litri/colpo)	dimensioni (mm - L x W x H)	azionamento
	model	applicable sizes (inch)	magazine capacity (pieces)	pressure (PSI)	weight (lbs)	air consumption (ft ³ /cycle)	dimensions (inch - L x W x H)	actuation



3G



Versione V - V model

100	3G	4 ÷ 14 5/32" ÷ 9/16"	175	3,5 ÷ 6	0,60	0,10	200 x 33 x 141 7-7/8" x 1-5/16" x 5-9/16"	AD
	3G V*	4 ÷ 14 5/32" ÷ 9/16"	175	4 ÷ 6	0,60	0,10	200 x 33 x 141 7-7/8" x 1-5/16" x 5-9/16"	ADV




3G.16




Versione SL VL
SL VL model



Versione V - V model



Versione NF - NF model



Versione SL - SL model



Versione H - H model


SPECIFICHE
SPECIFICATIONS

Punti per barretta
Staples per strip 167

Finitura
Finishing zincato
galvanized

A richiesta
On request inox,
alluminio,
punte DP,
verniciato
stainless steel,
aluminium,
DP point,
painted

	3G.16	4 ÷ 16 5/32" ÷ 5/8"	185	4 ÷ 6	0,90	0,13	223 x 43 x 148 8-3/4" x 1-11/16" x 5-13/16"	AD
		3G.16 NF*	4 ÷ 16 5/32" ÷ 5/8"	185	4 ÷ 6	0,90	0,13	223 x 43 x 148 8-3/4" x 1-11/16" x 5-13/16"
	3G.16 H	4 ÷ 16 5/32" ÷ 5/8"	185	4 ÷ 6	0,95	0,13	223 x 43 x 151 8-3/4" x 1-11/16" x 5-15/16"	AD
		3G.16 SL	4 ÷ 16 5/32" ÷ 5/8"	185	4 ÷ 6	1,00	0,18	223 x 43 x 198 8-3/4" x 1-11/16" x 7-13/16"
MINI	3G.16 SL NF*	4 ÷ 16 5/32" ÷ 5/8"	185	4 ÷ 6	1,00	0,18	223 x 43 x 198 8-3/4" x 1-11/16" x 7-13/16"	AD
		3G.16 SL VL*	4 ÷ 16 5/32" ÷ 5/8"	185	4 ÷ 6	1,09	0,18	223 x 43 x 198 8-3/4" x 1-11/16" x 7-13/16"
	3G.16 V	4 ÷ 16 5/32" ÷ 5/8"	185	4 ÷ 6	0,95	0,13	223 x 43 x 151 8-3/4" x 1-11/16" x 5-15/16"	ADV

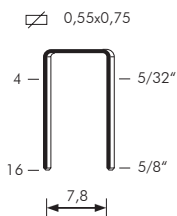


3G.16 CL



Versione V - V model

MINI	3G.16 CL*	4 ÷ 16 5/32" ÷ 5/8"	360	4 ÷ 6	1,10	0,13	357 x 43 x 148 14-1/16" x 1-11/16" x 5-13/16"	AD
		3G.16 CLV*	4 ÷ 16 5/32" ÷ 5/8"	360	4 ÷ 6	1,15	0,13	357 x 43 x 151 14-1/16" x 1-11/16" x 5-15/16"



Gauge: 23
Crown: .350" (11/32")



3G.16 CLT-3

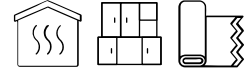
MINI	3G.16 CLT-3	4 ÷ 16 5/32" ÷ 5/8"	360	4 ÷ 6	1,17	0,13	378 x 43 x 148 14-7/8" x 1-11/16" x 5-13/16"	AR

Serie chiodatrice Tool series	modello	misure impiegabili (mm)	capacità caricatore (n.punti)	pressione (kg/cm ²)	peso (kg)	consumo aria (litri/colpo)	dimensioni (mm - L x W x H)	azionamento
		model	applicable sizes (inch)	magazine capacity (pieces)	pressure (PSI)	weight (lbs)	air consumption (ft ³ /cycle)	dimensions (inch - L x W x H)

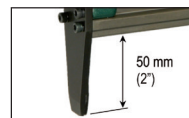
GRAFFE LEGGERE
FINE WIRE STAPLES

68

UTILIZZI APPLICATIONS



68.16 H



Versione SL - SL model



Versione V - V model

SPECIFICHE SPECIFICATIONS

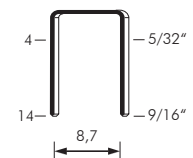
Punti per barretta 167
Staples per strip 167

Finitura zincato
Finishing galvanized

A richiesta inox, verniciato
On request stainless steel, painted

MINI	68.16 H*	4 ÷ 16	185	4 ÷ 6	0,90	0,13	223 x 43 x 151	AD
			5/32" ÷ 5/8"	185	60 ÷ 90	1,98	0,00459	8-3/4" x 1-11/16" x 5-15/16"
	68.16 SL	4 ÷ 16	185	4 ÷ 6	1,00	0,18	223 x 43 x 198	AD
		5/32" ÷ 5/8"	185	60 ÷ 90	2,20	0,00636	8-3/4" x 1-11/16" x 7-13/16"	
	68.16 V	4 ÷ 16	185	4 ÷ 6	0,95	0,13	223 x 43 x 151	ADV
		5/32" ÷ 5/8"	185	60 ÷ 90	2,09	0,00459	8-3/4" x 1-11/16" x 5-15/16"	

0,55x0,75

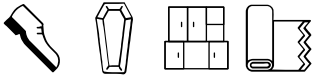


Gauge: 23
Crown: .386" (3/8")

GRAFFE LEGGERE
FINE WIRE STAPLES

SJK

UTILIZZI
APPLICATIONS



Serie chiodatrice Tool series	modello	misure impiegabili (mm)	capacità caricatore (n.punti)	pressione (kg/cm ²)	peso (kg)	consumo aria (litri/colpo)	dimensioni (mm - L x W x H)	azionamento
	model	applicable sizes (inch)	magazine capacity (pieces)	pressure (PSI)	weight (lbs)	air consumption (l/cycle)	dimensions (inch - L x W x H)	actuation



SJK.16


MINI	SJK.16	4 ÷ 16	170	4 ÷ 6	0,90	0,13	223 x 43 x 148	AD
		5/32" ÷ 5/8"	170	60 ÷ 90	1,98	0,00459	8-3/4" x 1-11/16" x 5-13/16"	

SPECIFICHE
SPECIFICATIONS

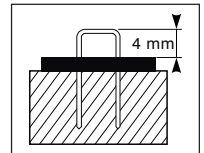
Punti per barretta 167
Staples per strip 167

Finitura zincato
Finishing galvanized

A richiesta inox
On request HT (filo alta resistenza)
stainless steel,
HT (high tensile wire)



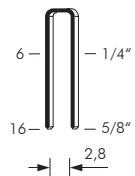
SJK.16 CLM



Versione CLM - CLM model

MINI	SJK.16 CLM	8 ÷ 16	360	4 ÷ 6	1,17	0,13	378 x 43 x 157	AC
		5/16" ÷ 5/8"	360	60 ÷ 90	2,36	0,00459	14-7/8" x 1-11/16" x 6-3/16"	

0,55x0,75



Gauge: 23

Crown: .154" (5/32")



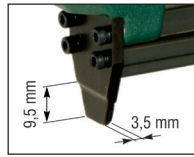
SJK.16 CLT-3

MINI	SJK.16 CLT-3 *	4 ÷ 16	360	4 ÷ 6	1,17	0,13	378 x 43 x 148	AR
		5/32" ÷ 5/8"	360	60 ÷ 90	2,58	0,00459	14-7/8" x 1-11/16" x 5-13/16"	


serie chiodatrice Tool series	modello	misure impieghiabili (mm)	capacità caricatore (n.punti)	pressione (kg/cm ²)	peso (kg)	consumo aria (litri/colpo)	dimensioni (mm - L x W x H)	azionamento
	model	applicable sizes (inch)	magazine capacity (pieces)	pressure (PSI)	weight (lbs)	air consumption (ft ³ /cycle)	dimensions (inch - L x W x H)	actuation



64.16



Versione NF - NF model

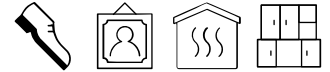


Versione SL - SL model




Versione V - V model

UTILIZZI APPLICATIONS



MINI	64.16	4 ÷ 16	185	4 ÷ 6	0,90	0,13	223 x 43 x 148	AD
		5/32" ÷ 5/8"	185	60 ÷ 90	1,98	0,00459	8-3/4" x 1-11/16" x 5-13/16"	
	64.16 NF*	4 ÷ 16	185	4 ÷ 6	0,90	0,13	223 x 43 x 148	AD
		5/32" ÷ 5/8"	185	60 ÷ 90	1,98	0,00459	8-3/4" x 1-11/16" x 5-13/16"	
	64.16 SL*	4 ÷ 16	185	4 ÷ 6	1,00	0,18	223 x 43 x 198	AD
	5/32" ÷ 5/8"	185	60 ÷ 90	2,20	0,00636	8-3/4" x 1-11/16" x 7-13/16"		
64.16 V	4 ÷ 16	185	4 ÷ 6	0,95	0,13	223 x 43 x 151	ADV	
	5/32" ÷ 5/8"	185	60 ÷ 90	2,09	0,00459	8-3/4" x 1-11/16" x 5-15/16"		



64.16 CL



Versione V - V model

SPECIFICHE SPECIFICATIONS

Punti per barretta 167
Staples per strip 167

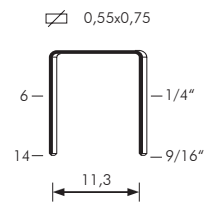
Finitura zincato
Finishing galvanized

A richiesta stanox
On request liquor finish

MINI	64.16 CL*	4 ÷ 16	360	4 ÷ 6	1,10	0,13	357 x 43 x 148	AD
		5/32" ÷ 5/8"	360	60 ÷ 90	2,43	0,00459	14-1/16" x 1-11/16" x 5-13/16"	
64.16 CLV*	4 ÷ 16	360	4 ÷ 6	1,15	0,13	357 x 43 x 151	ADV	
	5/32" ÷ 5/8"	360	60 ÷ 90	2,54	0,00459	14-1/16" x 1-11/16" x 5-15/16"		



64.16 CLT-3



Gauge: 23
Crown: .488" (1/2")

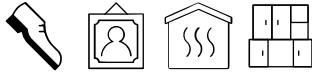
MINI	64.16 CLT-3	4 ÷ 16	360	4 ÷ 6	1,17	0,13	378 x 43 x 148	AR
		5/32" ÷ 5/8"	360	60 ÷ 90	2,58	0,00459	14-7/8" x 1-11/16" x 5-13/16"	

GRAFFE LEGGERE
FINE WIRE STAPLES


62

Série chiodatrice Tool series	modello	misure impiegabili (mm)	capacità caricatore (n.punti)	pressione (kg/cm ²)	peso (kg)	consumo aria (litri/colpo)	dimensioni (mm - L x W x H)	azionamento
	model	applicable sizes (inch)	magazine capacity (pieces)	pressure (PSI)	weight (lbs)	air consumption (l/cycle)	dimensions (inch - L x W x H)	actuation

UTILIZZI
APPLICATIONS



62.16



Versione SL - SL model

MINI	62.16	4 ÷ 16	185	4 ÷ 6	0,90	0,13	223 x 43 x 148	AD
			5/32" ÷ 5/8"	185	60 ÷ 90	1,98	0,00459	
MINI	62.16 SL *	4 ÷ 16	185	4 ÷ 6	1,00	0,18	223 x 43 x 198	AD
			5/32" ÷ 5/8"	185	60 ÷ 90	2,20	0,00636	

SPECIFICHE
SPECIFICATIONS


Punti per barretta 167
Staples per strip 167

Finitura zincato
Finishing galvanized

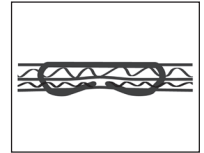
A richiesta OC
(chiusura
gambe verso
l'interno)



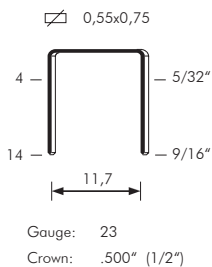
On request OC
(inward clinch)



62.16 RB4



MINI	62.16 RB4 *	6 ÷ 16	340	4 ÷ 6	1,27	0,13	416 x 43 x 177	AD
			1/4" ÷ 5/8"	340	60 ÷ 90	2,80	0,00459	



62.16 CLV

MINI	62.16 CLV *	4 ÷ 16	360	4 ÷ 6	1,15	0,13	357 x 43 x 151	ADV
			5/32" ÷ 5/8"	360	60 ÷ 90	2,54	0,00459	

Serie chiodatrice Tool series	modello	misure impieghiabili (mm)	capacità caricatore (n.punti)	pressione (kg/cm ²)	peso (kg)	consumo aria (litri/colpo)	dimensioni (mm - L x W x H)	azionamento
		model	applicable sizes (inch)	magazine capacity (pieces)	pressure (PSI)	weight (lbs)	air consumption (ft ³ /cycle)	dimensions (inch - L x W x H)

GRAFFE LEGGERE
FINE WIRE STAPLES

99

UTILIZZI APPLICATIONS



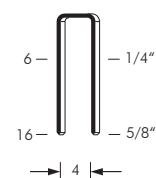
99.16

SPECIFICHE SPECIFICATIONS

Punti per barretta Staples per strip	125 125
Finitura Finishing	zincato galvanized
A richiesta On request	verniciato painted

MINI	99.16	4 ÷ 16	130	4 ÷ 6	0,90	0,13	223 x 43 x 148	AD
		5/32" ÷ 5/8"	130	60 ÷ 90	1,98	0,00459	8-3/4" x 1-11/16" x 5-13/16"	

0,55x1,00

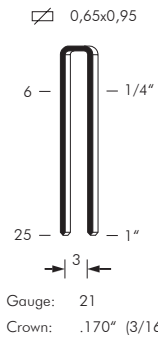


Gauge: 21

Crown: .200" (7/32")

GRAFFE LEGGERE
FINE WIRE STAPLES

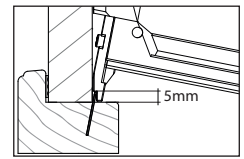
4097



Serie chiodatrice Tool series	modello	misure impiegabili (mm)	capacità caricatore (n.punti)	pressione (kg/cm ²)	peso (kg)	consumo aria (litri/colpo)	dimensioni (mm - L x W x H)	azionamento
	model	applicable sizes (inch)	magazine capacity (pieces)	pressure (PSI)	weight (lbs)	air consumption (#/cycle)	dimensions (inch - L x W x H)	actuation



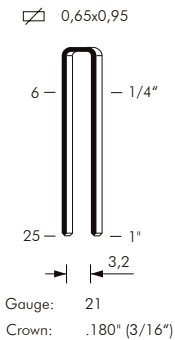
4097 G




Versione G - G model

100	4097 G*	12 ÷ 16	130	3,5 ÷ 6	0,70	0,10	214 x 60 x 153	AS
		1/2" ÷ 5/8"	130	50 ÷ 90	1,54	0,00353	8-7/16" x 2-3/8" x 5-15/16"	

40



4097.16



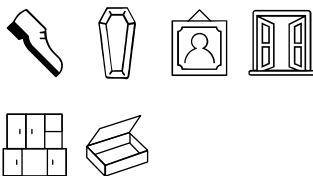
Versione SL - SL model



Versione V - V model

MINI	4097.16	4 ÷ 16	135	4 ÷ 6	0,90	0,13	223 x 43 x 148	AD
		5/32" ÷ 5/8"	135	60 ÷ 90	1,98	0,00459	8-3/4" x 1-11/16" x 5-13/16"	
	4097.16 SL	4 ÷ 16	135	4 ÷ 6	1,00	0,18	223 x 43 x 198	AD
	4097.16 V*	4 ÷ 16	135	4 ÷ 6	0,95	0,13	223 x 43 x 151	ADV
		5/32" ÷ 5/8"	135	60 ÷ 90	2,09	0,00459	8-3/4" x 1-11/16" x 5-15/16"	

UTILIZZI
APPLICATIONS



4097.16 CL



Versione V - V model

MINI	4097.16 CL*	4 ÷ 16	270	4 ÷ 6	1,10	0,13	357 x 43 x 148	AD
		5/32" ÷ 5/8"	270	60 ÷ 90	2,43	0,00459	14-1/16" x 1-11/16" x 5-13/16"	
	4097.16 CLV*	4 ÷ 16	270	4 ÷ 6	1,15	0,13	357 x 43 x 151	ADV
		5/32" ÷ 5/8"	270	60 ÷ 90	2,54	0,00459	14-1/16" x 1-11/16" x 5-15/16"	


SPECIFICHE
SPECIFICATIONS

Punti per barretta 125
Staples per strip 125

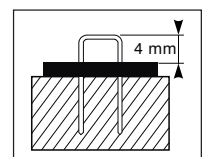
Finitura zincato
Finishing galvanized

A richiesta inox, kanthal,
verniciato, punta DP,
alluminio, HT
(filo alta resistenza)

On request stainless steel,
kanthal, painted,
DP point,
aluminium, HT
(high tensile wire)



4097.16 CLM




Versione CLM - CLM model

MINI	4097.16 CLM	8 ÷ 16	280	4 ÷ 6	1,17	0,13	378 x 43 x 157	AC
		5/16" ÷ 5/8"	280	60 ÷ 90	2,58	0,00459	14-7/8" x 1-11/16" x 6-3/16"	

serie chiodatrice Tool series	modello	misure impieghiabili (mm)	capacità caricatore (n.punti)	pressione (kg/cm ²)	peso (kg)	consumo aria (litri/colpo)	dimensioni (mm - L x W x H)	azionamento
	model	applicable sizes (inch)	magazine capacity (pieces)	pressure (PSI)	weight (lbs)	air consumption (ft ³ /cycle)	dimensions (inch - L x W x H)	actuation

GRAFFE LEGGERE FINE WIRE STAPLES

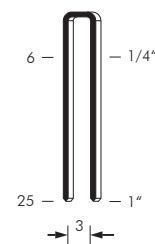
4097



4097.16 CLT-3

MINI	4097.16 CLT-3 *	6 ÷ 16	285	4 ÷ 6	1,17	0,13	378 x 43 x 148	AR
		1/4" ÷ 5/8"	285	60 ÷ 90	2,58	0,00459	14-7/8" x 1-11/16" x 5-13/16"	

0,65x0,95




Gauge: 21

Crown: .170" (3/16")



4097.25

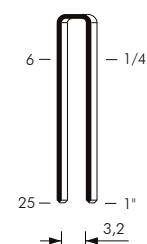


Versione SL - SL model



Versione V - V model

0,65x0,95



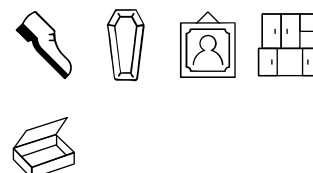
Gauge: 21

Crown: .180" (3/16")

40

220	4097.25	12 ÷ 25	135	5 ÷ 6,5	1,10	0,31	226 x 50 x 211	AC
		1/2" ÷ 1"	135	70 ÷ 95	2,43	0,01095	8-7/8" x 2" x 8-5/16"	
	4097.25 SL	12 ÷ 25	135	5 ÷ 6,5	1,20	0,41	226 x 50 x 245	AC
		1/2" ÷ 1"	135	70 ÷ 95	2,65	0,01448	8-7/8" x 2" x 9-5/8"	
	4097.25 V	12 ÷ 25	135	5 ÷ 6,5	1,30	0,31	226 x 50 x 211	V
		1/2" ÷ 1"	135	70 ÷ 95	2,87	0,01095	8-7/8" x 2" x 8-5/16"	

UTILIZZI APPLICATIONS



4097.25 CLT

230	4097.25 CLT *	12 ÷ 25	270	5 ÷ 6,5	1,40	0,31	380 x 50 x 211	AR
		1/2" ÷ 1"	270	70 ÷ 95	3,09	0,01095	15" x 2" x 8-5/16"	

SPECIFICHE SPECIFICATIONS

Punti per barretta 125
Staples per strip 125

Finitura zincato
Finishing galvanized

A richiesta inox, kanthal,
verniciato, punta DP,
alluminio, HT
(filo alta resistenza)

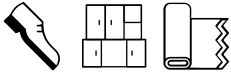
On request stainless steel,
kanthal, painted,
DP point,
aluminium, HT
(high tensile wire)

GRAFFE LEGGERE
FINE WIRE STAPLES

98

Series chiodatrice TOOL SERIES	modello	misure impiegabili (mm)	capacità caricatore (n.punti)	pressione (kg/cm ²)	peso (kg)	consumo aria (litri/colpo)	dimensioni (mm - L x W x H)	azionamento
	model	applicable sizes (inch)	magazine capacity (pieces)	pressure (PSI)	weight (lbs)	air consumption (ft ³ /cycle)	dimensions (inch - L x W x H)	actuation

UTILIZZI
APPLICATIONS



98.16

MINI	98.16	4 ÷ 16	145	4 ÷ 6	0,90	0,13	223 x 43 x 148	AD
		5/32" ÷ 5/8"	145	60 ÷ 90	1,98	0,00459	8-3/4" x 1-11/16" x 5-13/16"	

SPECIFICHE
SPECIFICATIONS

Punti per barretta 125
Staples per strip 125

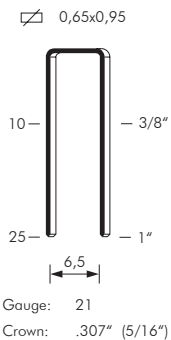
Finitura zincato
Finishing galvanized

A richiesta punta DP
On request DP point



98.25

220	98.25	12 ÷ 25	145	5 ÷ 6,5	1,10	0,31	226 x 50 x 211	AC
		1/2" ÷ 1"	145	70 ÷ 95	2,43	0,01095	8-7/8" x 2" x 8-5/16"	




Serie chiodatrice Tool series	modello	misure impieghiabili (mm)	capacità caricatore (n.punti)	pressione (kg/cm ²)	peso (kg)	consumo aria (litri/colpo)	dimensioni (mm - L x W x H)	azionamento
	model	applicable sizes (inch)	magazine capacity (pieces)	pressure (PSI)	weight (lbs)	air consumption (lit/cycle)	dimensions (inch - L x W x H)	actuation


GRAFFE LEGGERE
FINE WIRE STAPLES

84

UTILIZZI APPLICATIONS



84.16



Versione SL - SL model



Versione V - V model

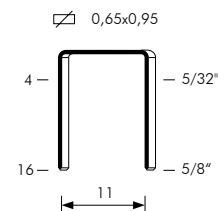
SPECIFICHE SPECIFICATIONS

Punti per barretta 150/139/125
Staples per strip 150/139/125

Finitura stanox
Finishing liquor finish

A richiesta zincato
On request galvanized


MINI	84.16	4 ÷ 16	145	4 ÷ 6	0,90	0,13	223 x 43 x 148	AD
		5/32" ÷ 5/8"	145	60 ÷ 90	1,98	0,00459	8-3/4" x 1-11/16" x 5-13/16"	
	84.16 SL	4 ÷ 16	145	4 ÷ 6	1,00	0,18	223 x 43 x 198	AD
	5/32" ÷ 5/8"	145	60 ÷ 90	2,20	0,00636	8-3/4" x 1-11/16" x 7-13/16"		
84.16 V*	4 ÷ 16	145	4 ÷ 6	0,95	0,13	223 x 43 x 151	ADV	
	5/32" ÷ 5/8"	145	60 ÷ 90	2,09	0,00459	8-3/4" x 1-11/16" x 5-15/16"		




Gauge: 21
Crown: .480" (1/2")

Serie chiodatrice TOOL SERIES	modello	misure impiegabili (mm)	capacità caricatore (n.punti)	pressione (kg/cm ²)	peso (kg)	consumo aria (litri/colpo)	dimensioni (mm - L x W x H)	azionamento
	model	applicable sizes (inch)	magazine capacity (pieces)	pressure (PSI)	weight (lbs)	air consumption (#/cycle)	dimensions (inch - L x W x H)	actuation

**UTILIZZI
APPLICATIONS**



80.16



Versione SLS - SLS model

Versione SL VL
SL VL model

Versione V - V model

Versione SL - SL model

Versione S - S model

Versione NF - NF model

**SPECIFICHE
SPECIFICATIONS**

Punti per barretta 150/139/125
Staples per strip 150/139/125


Finitura stanox
Finishing liquor finish

A richiesta zincato, inox,
alluminio,
verniciato,
punta DP
On request galvanized,
stainless steel,
aluminium,
painted,
DP point

MINI	80.16	4 ÷ 16	145	4 ÷ 6	0,90	0,13	223 x 43 x 148	AD
			5/32" ÷ 5/8"	145	60 ÷ 90	1,98	0,00459	8-3/4" x 1-11/16" x 5-13/16"
	80.16 NF *	4 ÷ 16	145	4 ÷ 6	0,90	0,13	223 x 43 x 148	AD
		5/32" ÷ 5/8"	145	60 ÷ 90	1,98	0,00459	8-3/4" x 1-11/16" x 5-13/16"	
	80.16 S	4 ÷ 16	145	4 ÷ 6	0,90	0,13	223 x 43 x 153	AC
		5/32" ÷ 5/8"	145	60 ÷ 90	1,98	0,00459	8-3/4" x 1-11/16" x 6-1/16"	
	80.16 SL	4 ÷ 16	145	4 ÷ 6	1,00	0,18	223 x 43 x 198	AD
		5/32" ÷ 5/8"	145	60 ÷ 90	2,20	0,00636	8-3/4" x 1-11/16" x 7-13/16"	
	80.16 SL NF *	4 ÷ 16	145	4 ÷ 6	1,00	0,18	223 x 43 x 198	AD
		5/32" ÷ 5/8"	145	60 ÷ 90	2,20	0,00636	8-3/4" x 1-11/16" x 7-13/16"	
	80.16 SL VL *	4 ÷ 16	145	4 ÷ 6	1,10	0,13	223 x 43 x 198	ADV
		5/32" ÷ 5/8"	145	60 ÷ 90	2,42	0,00459	8-3/4" x 1-11/16" x 7-13/16"	
	80.16 SLS *	4 ÷ 16	145	4 ÷ 6	1,00	0,18	223 x 43 x 198	AC
		5/32" ÷ 5/8"	145	60 ÷ 90	2,20	0,00636	8-3/4" x 1-11/16" x 7-13/16"	
	80.16 V *	4 ÷ 16	145	4 ÷ 6	0,95	0,13	223 x 43 x 151	ADV
		5/32" ÷ 5/8"	145	60 ÷ 90	2,09	0,00459	8-3/4" x 1-11/16" x 5-15/16"	



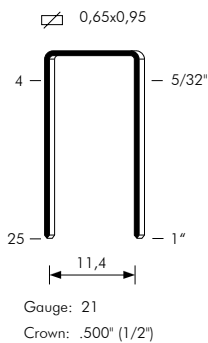
80.16 CL



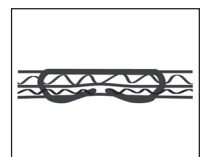
Versione D - D model

Versione V - V model

MINI	80.16 CL	4 ÷ 16	280	4 ÷ 6	1,10	0,13	357 x 43 x 148	AD
			5/32" ÷ 5/8"	280	60 ÷ 90	2,43	0,00459	14-1/16" x 1-11/16" x 5-13/16"
	80.16 CLV *	4 ÷ 16	280	4 ÷ 6	1,15	0,13	357 x 43 x 151	ADV
		5/32" ÷ 5/8"	280	60 ÷ 90	2,54	0,00459	14-1/16" x 1-11/16" x 5-15/16"	
	80.16 CLVD *	4 ÷ 16	280	4 ÷ 6	1,32	0,13	357 x 43 x 159	ADV
		5/32" ÷ 5/8"	280	60 ÷ 90	2,91	0,00459	14-1/16" x 1-11/16" x 6-1/4"	



80.16 RB



MINI	80.16 RB *	6 ÷ 16	145	4 ÷ 6	1,00	0,13	223 x 43 x 159	AD
			1/4" ÷ 5/8"	145	60 ÷ 90	2,20	0,00459	

serie chiodatrice Tool series	modello	misure impiegabili (mm)	capacità caricatore (n.punti)	pressione (kg/cm ²)	peso (kg)	consumo aria (litri/colpo)	dimensioni (mm - L x W x H)	azionamento
	model	applicable sizes (inch)	magazine capacity (pieces)	pressure (PSI)	weight (lbs)	air consumption (ft ³ /cycle)	dimensions (inch - L x W x H)	actuation

GRAFFE LEGGERE
FINE WIRE STAPLES

80



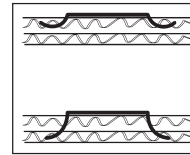
80.16 CLT-3

MINI	80.16 CLT-3	4 ÷ 16	285	4 ÷ 6	1,17	0,13	378 x 43 x 148	AR
		5/32" ÷ 5/8"	300	60 ÷ 90	2,58	0,00459	14-7/8" x 1-11/16" x 5-13/16"	




80.16 OC

MINI	80.16 OC	10 ÷ 16	145	5 ÷ 6,5	0,90	0,13	223 x 43 x 149	AD
		3/8" ÷ 5/8"	145	70 ÷ 95	1,98	0,00459	8-3/4" x 1-11/16" x 5-7/8"	



UTILIZZI APPLICATIONS



80.25



Versione D - D model

220	80.25	12 ÷ 25	145	5 ÷ 6,5	1,10	0,31	226 x 50 x 211	AC
		1/2" ÷ 1"	145	70 ÷ 95	2,43	0,01095	8-7/8" x 2" x 8-5/16"	
	80.25 D*	12 ÷ 25	145	5 ÷ 6,5	1,20	0,31	226 x 50 x 215	AC
		1/2" ÷ 1"	145	70 ÷ 95	2,64	0,01095	8-7/8" x 2" x 8-7/16"	

SPECIFICHE SPECIFICATIONS

Punti per barretta 150/139/125
Staples per strip 150/139/125

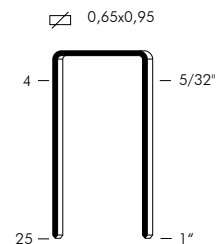
Finitura stanox
Finishing liquor finish

A richiesta zincato, inox,
alluminio,
verniciato,
punta DP
On request galvanized,
stainless steel,
aluminium,
painted,
DP point



80.25 CLT

230	80.25 CLT*	12 ÷ 25	280	5 ÷ 7,5	1,45	0,31	372 x 50 x 212	AR
		1/2" ÷ 1"	280	70 ÷ 105	3,20	0,01095	8-3/4" x 2" x 5-7/8"	

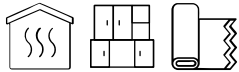


Gauge: 21
Crown: .500" (1/2")

GRAFFE LEGGERE
FINE WIRE STAPLES

50


UTILIZZI
APPLICATIONS



Série chodátnice Tool series	modello	misure impiegabili (mm)	capacità caricatore (n.punti)	pressione (kg/cm ²)	peso (kg)	consumo aria (litri/colpo)	dimensioni (mm - L x W x H)	azionamento
	model	applicable sizes (inch)	magazine capacity (pieces)	pressure (PSI)	weight (lbs)	air consumption (#/cycle)	dimensions (inch - L x W x H)	actuation



50.16



Versione SL - SL model Versione S - S model


MINI	50.16	4 ÷ 16	105	4 ÷ 6	0,90	0,13	223 x 43 x 148	AD
			5/32" ÷ 5/8"	105	60 ÷ 90	1,98	0,00459	
MINI	50.16 SL	4 ÷ 16	105	4 ÷ 6	1,00	0,18	223 x 43 x 198	AD
			5/32" ÷ 5/8"	105	60 ÷ 90	2,20	0,00636	
MINI	50.16 S	4 ÷ 16	105	4 ÷ 6	0,90	0,13	223 x 43 x 153	AC
			5/32" ÷ 5/8"	105	60 ÷ 90	1,98	0,00459	

SPECIFICHE
SPECIFICATIONS


Punti per barretta 84
Staples per strip 84

Finitura zincato
Finishing galvanized

A richiesta inox,
punta DP,
alluminio
On request stainless steel,
punta DP,
aluminium



50.16 CL

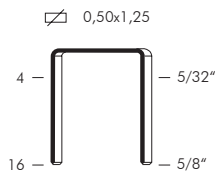
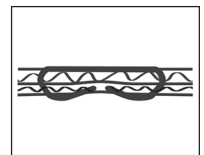


Versione S - S model Versione V - V model

MINI	50.16 CL *	4 ÷ 16	210	4 ÷ 6	1,10	0,13	357 x 43 x 148	AD
			5/32" ÷ 5/8"	210	60 ÷ 90	2,43	0,00459	
MINI	50.16 CLV *	4 ÷ 16	210	4 ÷ 6	1,15	0,13	357 x 43 x 151	ADV
			5/32" ÷ 5/8"	210	60 ÷ 90	2,54	0,00459	
MINI	50.16 SCL *	4 ÷ 16	210	4 ÷ 6	1,10	0,13	357 x 43 x 153	AC
			5/32" ÷ 5/8"	210	60 ÷ 90	2,43	0,00459	



50.16 RB

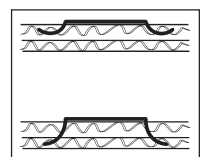


Gauge: 20
Crown: .484" (1/2")

MINI	50.16 RB *	6 ÷ 16	105	4 ÷ 6	1,00	0,13	223 x 43 x 159	AD
			1/4" ÷ 5/8"	105	60 ÷ 90	2,20	0,00459	



50.16 OC



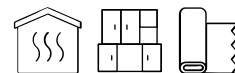
MINI	50.16 OC *	10 ÷ 16	105	5 ÷ 6,5	0,90	0,13	223 x 43 x 149	AD
			3/8" ÷ 5/8"	105	70 ÷ 95	1,98	0,00459	

Serie chiodatrice Tool series	modello	misure impieghiabili (mm)	capacità caricatore (n.punti)	pressione (kg/cm ²)	peso (kg)	consumo aria (litri/colpo)	dimensioni (mm - L x W x H)	azionamento
		model	applicable sizes (inch)	magazine capacity (pieces)	pressure (PSI)	weight (lbs)	air consumption (ft ³ /cycle)	dimensions (inch - L x W x H)

GRAFFE LEGGERE
FINE WIRE STAPLES

T50

UTILIZZI APPLICATIONS

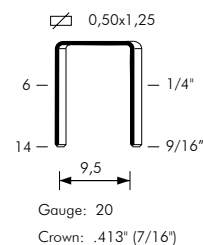


T50.16

MINI	T50.16	4 ÷ 16	105	4 ÷ 6	0,90	0,13	223 x 43 x 148	AD
		5/32" ÷ 5/8"	105	60 ÷ 90	1,98	0,00459	8-3/4" x 1-11/16" x 5-13/16"	

SPECIFICHE SPECIFICATIONS

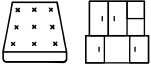
Punti per barretta Staples per strip	84 84
Finitura Finishing	zincato galvanized
A richiesta	inox, punta DP, alluminio
On request	stainless steel, punta DP, aluminium



GRAFFE LEGGERE
FINE WIRE STAPLES

65

UTILIZZI
APPLICATIONS



Series chiodatrice TOOL SERIES	modello	misure impiegabili (mm)	capacità caricatore (n.punti)	pressione (kg/cm ²)	peso (kg)	consumo aria (litri/colpo)	dimensioni (mm - L x W x H)	azionamento
	model	applicable sizes (inch)	magazine capacity (pieces)	pressure (PSI)	weight (lbs)	air consumption (l/cycle)	dimensions (inch - L x W x H)	actuation



65.16

MINI	65.16*	4 ÷ 16	105	4 ÷ 6	0,90	0,13	223 x 43 x 148	AD
		5/32" ÷ 5/8"	105	60 ÷ 90	1,98	0,00459	8-3/4" x 1-11/16" x 5-13/16"	

SPECIFICHE
SPECIFICATIONS

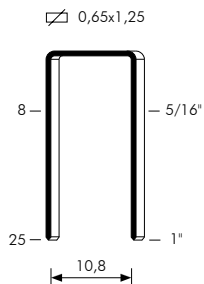
Punti per barretta 84
Staples per strip 84

Finitura zincato
Finishing galvanized



65.25

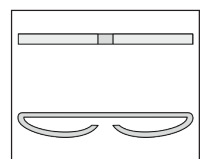
220	65.25	12 ÷ 25	105	5 ÷ 6,5	1,10	0,31	226 x 50 x 211	AC
		1/2" ÷ 1"	105	70 ÷ 95	2,43	0,01095	8-7/8" x 2" x 8-5/16"	



Gauge: 19
Crown: .476" (1/2")



PL 65 SJ



230	PL 65 SJ	12 ÷ 25	200	5 ÷ 6,5	2,15	0,44	367 x 70 x 310	AD
		1/2" ÷ 1"	200	70 ÷ 95	4,74	0,01554	14-7/16" x 2-3/4" x 12-3/16"	

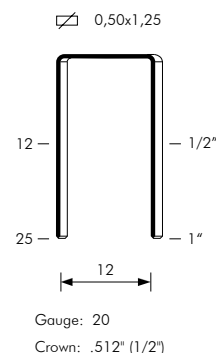
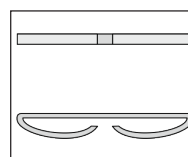
serie chiodatrice Tool series	modello	misure impieghiabili (mm)	capacità caricatore (n.punti)	pressione (kg/cm ²)	peso (kg)	consumo aria (litri/colpo)	dimensioni (mm - L x W x H)	azionamento
	model	applicable sizes (inch)	magazine capacity (pieces)	pressure (PSI)	weight (lbs)	air consumption (ft ³ /cycle)	dimensions (inch - L x W x H)	actuation

GRAFFE LEGGERE E MEDIE
FINE AND MEDIUM
WIRE STAPLES

88



PL 88 SJ



**SPECIFICHE
SPECIFICATIONS**

230	PL 88 SJ	12 ÷ 25	200	5 ÷ 6,5	2,15	0,44	367 x 70 x 310	AD
		1/2" ÷ 1"	200	70 ÷ 95	4,74	0,01554	14-7/16" x 2-3/4" x 12-3/16"	

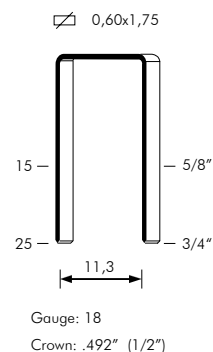
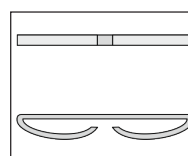
Punti per barretta 84
Staples per strip 84

Finitura zincato
Finishing galvanized

195



PL 195 SJ



**SPECIFICHE
SPECIFICATIONS**

230	PL 195 SJ	12 ÷ 25	140	5 ÷ 6,5	2,15	0,44	367 x 70 x 310	AD
		1/2" ÷ 1"	140	70 ÷ 95	4,74	0,01554	14-7/16" x 2-3/4" x 12-3/16"	

Punti per barretta 60
Staples per strip 60

Finitura zincato
Finishing galvanized

**UTILIZZI
APPLICATIONS**



110

Serie chiodatrice 1000 series	modello	misure impiegabili (mm)	capacità caricatore (n.punti)	pressione (kg/cm ²)	peso (kg)	consumo aria (litri/colpo)	dimensioni (mm - L x W x H)	azionamento
		model	applicable sizes (inch)	magazine capacity (pieces)	pressure (PSI)	weight (lbs)	air consumption (lit/cycle)	dimensions (inch - L x W x H)

UTILIZZI APPLICATIONS



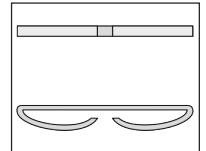
SPECIFICHE SPECIFICATIONS

Punti per barretta 75
Staples per strip 75

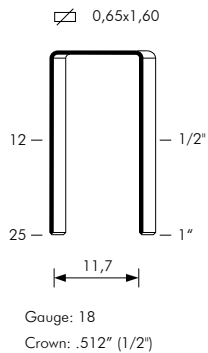
Finitura stanox
Finishing liquor finish



PL 110 SJ



230	PL 110 SJ	12 ÷ 25	160	5 ÷ 6,5	2,15	0,44	367 x 70 x 310	AD
		1/2" ÷ 1"	160	70 ÷ 95	4,74	0,01554	14-7/16" x 2-3/4" x 12-3/16"	



serie chiodatrice Tool series	modello	misure impiegabili (mm)	capacità caricatore (n.punti)	pressione (kg/cm ²)	peso (kg)	consumo aria (litri/colpo)	dimensioni (mm - L x W x H)	azionamento
	model	applicable sizes (inch)	magazine capacity (pieces)	pressure (PSI)	weight (lbs)	air consumption (ft ³ /cycle)	dimensions (inch - L x W x H)	actuation

GRAFFE MEDIE
MEDIUM WIRE STAPLES

SG44



SG44.25

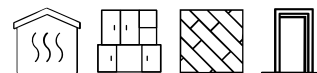


Versione D - D model



Versione V - V model

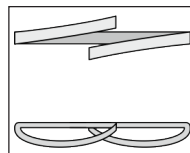
UTILIZZI APPLICATIONS



220	SG44.25	9 ÷ 25	100	5 ÷ 7	1,10	0,31	226 x 50 x 211	AC
		3/8" ÷ 1"	100	70 ÷ 100	2,43	0,01095	8-7/8" x 2" x 8-5/16"	
	SG44.25 D *	12 ÷ 25	100	5 ÷ 7	1,20	0,31	226 x 50 x 215	AC
1/2" ÷ 1"		100	70 ÷ 100	2,64	0,01095	8-7/8" x 2" x 8-7/16"		
SG44.25 V *	9 ÷ 25	100	5,5 ÷ 7,5	1,30	0,31	226 x 50 x 211	V	
	3/8" ÷ 1"	100	80 ÷ 105	2,87	0,01095	8-7/8" x 2" x 8-5/16"		



PL SG44 PJ



SPECIFICHE SPECIFICATIONS

Punti per barretta
Staples per strip

100
100

Finitura
Finishing

lucido
bright

A richiesta

zincato, inox,
alluminio,
punta DP

On request

galvanized,
stainless steel,
aluminium,
DP point

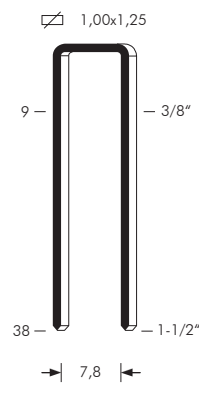
220	PL SG44 PJ *	9 ÷ 25	205	5 ÷ 7,5	2,80	0,39	428 x 50 x 272	AD
		3/8" ÷ 1"	205	70 ÷ 105	6,17	0,01377	16-7/8" x 2" x 10-11/16"	



SG44.438



Versione FQ - FQ model



Gauge: 18
Crown: .386" (3/8")

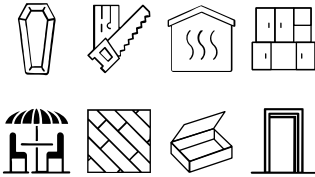
440	SG44.438	15 ÷ 40	105	5 ÷ 7,5	1,26	0,50	247 x 64 x 246	AC + SQ
		9/16" ÷ 1-9/16"	105	70 ÷ 105	2,76	0,0176	9-3/4" x 2-1/2" x 9-23/32"	
SG44.438 FQ *	15 ÷ 40	105	5 ÷ 7,5	1,26	0,50	247 x 64 x 246	FQ	
	9/16" ÷ 1-9/16"	105	70 ÷ 105	2,76	0,0176	9-3/4" x 2-1/2" x 9-23/32"		

GRAFFE MEDIE
MEDIUM WIRE STAPLES

90

Série chiodatrice 100 SERIES	modello	misure impiegabili (mm)	capacità caricatore (n.punti)	pressione (kg/cm ²)	peso (kg)	consumo aria (litri/colpo)	dimensioni (mm - L x W x H)	azionamento
	model	applicable sizes (inch)	magazine capacity (pieces)	pressure (PSI)	weight (lbs)	air consumption (#/cycle)	dimensions (inch - L x W x H)	actuation

UTILIZZI
APPLICATIONS




90.16

MINI	90.16	9 ÷ 15	100	4 ÷ 7	0,90	0,13	223 x 43 x 148	AD
		3/8" ÷ 9/16"	100	60 ÷ 100	1,98	0,00459	8-3/4" x 1-11/16" x 5-13/16"	



90.28



220	90.28	9 ÷ 28	100	5 ÷ 7,5	1,15	0,31	226 x 50 x 211	AC
		3/8" ÷ 1-1/8"	100	70 ÷ 105	2,54	0,01095	8-7/8" x 2" x 8-5/16"	
	90.25 D*	9 ÷ 25	100	5 ÷ 7	1,20	0,31	226 x 50 x 215	AC
		3/8" ÷ 1"	100	70 ÷ 100	2,65	0,01095	8-7/8" x 2" x 8-7/16"	
90.25 SL*	9 ÷ 25	100	5 ÷ 7	1,20	0,41	226 x 50 x 245	AC	
	3/8" ÷ 1"	100	70 ÷ 100	2,65	0,01448	8-7/8" x 2" x 9-5/8"		

SPECIFICHE
SPECIFICATIONS

Punti per barretta
Staples per strip 100

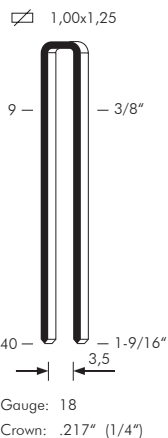
Finitura
Finishing lucido
bright

A richiesta
On request zincato, inox,
alluminio,
punta DP,
HT (filo alta
resistenza)
galvanized,
stainless steel,
aluminium,
DP point,
HT (high
tensile wire)



90.25 CLT

230	90.25 CLT*	9 ÷ 25	200	5 ÷ 7,5	1,40	0,31	380 x 50 x 211	AR
		3/8" ÷ 1"	200	70 ÷ 105	3,09	0,01095	14-15/16" x 2" x 8-5/16"	



90.28 CL



Versione V - V model

220	90.28 CL*	9 ÷ 28	210	5 ÷ 7,5	1,50	0,31	394 x 50 x 211	AC
		3/8" ÷ 1/8"	210	70 ÷ 105	3,30	0,01095	15-1/2" x 2" x 8-5/16"	
	90.28 CLV*	9 ÷ 28	210	5 ÷ 7,5	1,60	0,31	394 x 50 x 211	V
		3/8" ÷ 1/8"	210	70 ÷ 105	3,52	0,01095	15-1/2" x 2" x 8-5/16"	

serie chiodatrice tool series	modello	misure impiegabili (mm)	capacità caricatore (n.punti)	pressione (kg/cm ²)	peso (kg)	consumo aria (litri/colpo)	dimensioni (mm - L x W x H)	azionamento
	model	applicable sizes (inch)	magazine capacity (pieces)	pressure (PSI)	weight (lbs)	air consumption (l/cycle)	dimensions (inch - L x W x H)	actuation

GRAFFE MEDIE
MEDIUM WIRE STAPLES

90




90.438



Versione FQ - FQ model

440	90.438	15 ÷ 40	115	5 ÷ 7,5	1,26	0,50	247 x 64 x 246	AC + SQ
		9/16" ÷ 1-9/16"	115	70 ÷ 105	2,75	0,0176	9-3/4" x 2-1/2" x 9-23/32"	
440	90.438FQ*	15 ÷ 40	115	5 ÷ 7,5	1,26	0,50	247 x 64 x 246	FQ
		9/16" ÷ 1-9/16"	115	70 ÷ 105	2,75	0,0176	9-3/4" x 2-1/2" x 9-23/32"	

UTILIZZI APPLICATIONS



90.438 B



Versione FQ - FQ model

440	90.438 B	15 ÷ 40	105	5 ÷ 7,5	1,47	0,50	238 x 64 x 242	AC + SQ
		9/16" ÷ 1-9/16"	105	70 ÷ 105	3,24	0,0176	9-3/8" x 2-1/2" x 9-1/2"	
440	90.438 BFQ*	15 ÷ 40	105	5 ÷ 7,5	1,47	0,50	238 x 64 x 242	FQ
		9/16" ÷ 1-9/16"	105	70 ÷ 105	3,24	0,0176	9-3/8" x 2-1/2" x 9-1/2"	

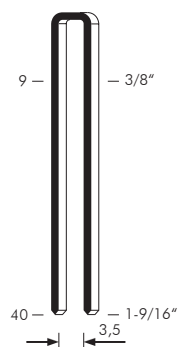
SPECIFICHE SPECIFICATIONS

Punti per barretta 100
Staples per strip 100

Finitura lucido
Finishing bright

A richiesta zincato, inox, alluminio, punta DP, HT (filo alta resistenza)
On request galvanized, stainless steel, aluminium, DP point, HT (high tensile wire)

1,00x1,25



Gauge: 18

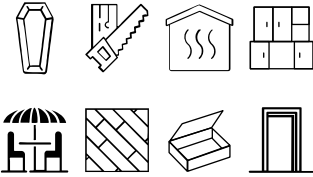
Crown: .217" (1/4")

GRAFFE MEDIE
MEDIUM WIRE STAPLES

90

Serie chiodatrice Tool series	modello	misure impiegabili (mm)	capacità caricatore (n.punti)	pressione (kg/cm ²)	peso (kg)	consumo aria (litri/colpo)	dimensioni (mm - L x W x H)	azionamento
	model	applicable sizes (inch)	magazine capacity (pieces)	pressure (PSI)	weight (lbs)	air consumption (lit/cycle)	dimensions (inch - L x W x H)	actuation

UTILIZZI
APPLICATIONS



90.38 FL2

420	90.38 FL2	25 ÷ 38	180	5 ÷ 7,5	2,10	0,54	260 x 76 x 392	AC
		1" ÷ 1-1/2"	180	70 ÷ 105	4,63	0,01906	10-1/4" x 3" x 15-7/16"	

SPECIFICHE
SPECIFICATIONS

Punti per barretta 100
Staples per strip 100

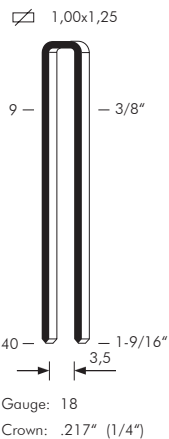
Finitura lucido
Finishing bright

A richiesta zincato, inox,
alluminio,
punta DP,
HT (filo alta
resistenza)
On request galvanized,
stainless steel,
aluminium,
DP point,
HT (high
tensile wire)



90.38 CLD3-3

420	90.38 CLD3-3*	15 ÷ 40	300	5 ÷ 7,5	1,60	0,54	480 x 58 x 241	AR
		9/16" ÷ 1-9/16"	300	70 ÷ 105	3,53	0,01906	18-7/8" x 2-5/16" x 9-1/2"	



90.740

740	90.740	15 ÷ 40	110	5 ÷ 7,5	1,91	0,75	270 x 77 x 254	AC
		9/16" ÷ 1-9/16"	110	70 ÷ 105	4,21	0,0264	10-5/8" x 3" x 10"	


serie chiodatrice Tool series	modello	misure impiegabili (mm)	capacità caricatore (n.punti)	pressione (kg/cm ²)	peso (kg)	consumo aria (litri/colpo)	dimensioni (mm - L x W x H)	azionamento
	model	applicable sizes (inch)	magazine capacity (pieces)	pressure (PSI)	weight (lbs)	air consumption (ft ³ /cycle)	dimensions (inch - L x W x H)	actuation




92.16

MINI	92.16	9 ÷ 15 3/8" ÷ 9/16"	100	4 ÷ 7 60 ÷ 100	0,90 1,98	0,13 0,00459	223 x 43 x 148 8-3/4" x 1-11/16" x 5-13/16"	AD
------	-------	------------------------	-----	-------------------	--------------	-----------------	--	----

UTILIZZI APPLICATIONS



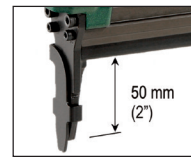
92.25



Versione V - V model



Versione D - D model



Versione SL - SL model

SPECIFICHE SPECIFICATIONS

Punti per barretta 100
Staples per strip 100

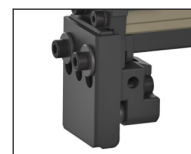
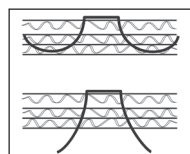
Finitura Finishing lucido bright

A richiesta On request zincato, inox, alluminio, punta DP, HT (filo alta resistenza) galvanized, stainless steel, aluminium, DP point, HT (high tensile wire)

220	92.25	9 ÷ 25 3/8" ÷ 1"	100	5 ÷ 7 70 ÷ 100	1,10 2,43	0,31 0,01095	226 x 50 x 211 8-7/8" x 2" x 8-5/16"	AC
	92.25 D *	9 ÷ 25 3/8" ÷ 1"	100	5 ÷ 7 70 ÷ 100	1,20 2,64	0,31 0,01095	226 x 50 x 215 8-7/8" x 2" x 8-7/16"	AC
	92.25 SL *	9 ÷ 25 3/8" ÷ 1"	100	5 ÷ 7 70 ÷ 100	1,20 2,64	0,41 0,01448	226 x 50 x 245 8-7/8" x 2" x 9-5/8"	AC
	92.25 V	9 ÷ 25 3/8" ÷ 1"	100	5 ÷ 7 70 ÷ 100	1,25 2,76	0,31 0,01095	226 x 50 x 211 8-7/8" x 2" x 8-5/16"	V

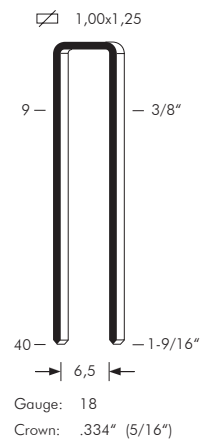


92.25 OC




Versione OCS - OCS model

230	92.25 OC	9 ÷ 25 3/8" ÷ 1"	100	5 ÷ 5,5 70 ÷ 80	1,35 3,00	0,31 0,01095	226 x 50 x 204 8-7/8" x 2" x 8"	AD
	92.25 OCS	9 ÷ 25 3/8" ÷ 1"	100	5 ÷ 5,5 70 ÷ 80	1,42 3,13	0,31 0,01095	226 x 50 x 211 8-7/8" x 2" x 8-5/16"	AC

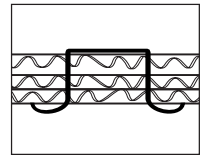


serie chiodatrice 100 series	modello	misure impiegabili (mm)	capacità caricatore (n.punti)	pressione (kg/cm ²)	peso (kg)	consumo aria (litri/colpo)	dimensioni (mm - L x W x H)	azionamento
	model	applicable sizes (inch)	magazine capacity (pieces)	pressure (PSI)	weight (lbs)	air consumption (#/cycle)	dimensions (inch - L x W x H)	actuation

UTILIZZI APPLICATIONS



PL 92 SJC



SPECIFICHE SPECIFICATIONS

Punti per barretta 100
Staples per strip 100

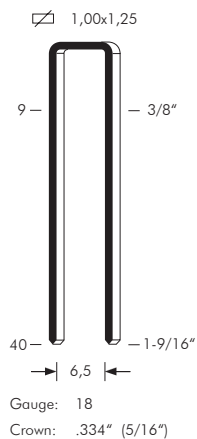
Finitura lucido
Finishing bright

A richiesta zincato, inox,
alluminio,
punta DP,
HT (filo alta
resistenza)
On request galvanized,
stainless steel,
aluminium,
DP point,
HT (high
tensile wire)

230	PL 92 SJC*	12 ÷ 25	100	5 ÷ 6,5	1,93	0,44	226 x 70 x 310	AD
		1/2" ÷ 1"	100	70 ÷ 95	4,25	0,01554	8-7/8" x 2-3/4" x 12-7/32"	



92.38 CLD3-3



420	92.38 CLD3-3*	15 ÷ 40	300	5 ÷ 7,5	1,90	0,54	480 x 58 x 241	AR
		9/16" ÷ 1-9/16"	300	70 ÷ 105	4,19	0,01906	18-7/8" x 2-5/16" x 9-1/2"	

serie chiodatrice Tool series	modello	misure impiegabili (mm)	capacità caricatore (n.punti)	pressione (kg/cm ²)	peso (kg)	consumo aria (litri/colpo)	dimensioni (mm - L x W x H)	azionamento
	model	applicable sizes (inch)	magazine capacity (pieces)	pressure (PSI)	weight (lbs)	air consumption (ft ³ /cycle)	dimensions (inch - L x W x H)	actuation

GRAFFE MEDIE
MEDIUM WIRE STAPLES

92




92.438



Versione FQ - FQ model

UTILIZZI
APPLICATIONS



440	92.438	15 ÷ 40	115	5 ÷ 7,5	1,26	0,50	247 x 64 x 246	AC + SQ
		9/16" ÷ 1-9/16"	115	70 ÷ 105	2,75	0,0176	9-3/4" x 2-1/2" x 9-23/32"	
440	92.438 FQ*	15 ÷ 40	115	5 ÷ 7,5	1,26	0,50	247 x 64 x 246	FQ
		9/16" ÷ 1-9/16"	115	70 ÷ 105	2,75	0,0176	9-3/4" x 2-1/2" x 9-23/32"	



92.438 B



Versione FQ - FQ model

SPECIFICHE
SPECIFICATIONS

Punti per barretta 100
Staples per strip 100

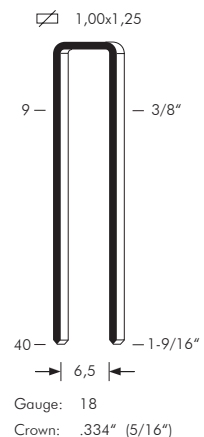
Finitura lucido
Finishing bright

A richiesta zincato, inox, alluminio, punta DP, HT (filo alta resistenza)
On request galvanized, stainless steel, aluminium, DP point, HT (high tensile wire)

440	92.438 B	15 ÷ 40	105	5 ÷ 7,5	1,47	0,50	238 x 64 x 242	AC + SQ
		9/16" ÷ 1-9/16"	105	70 ÷ 105	3,24	0,0176	9-3/8" x 2-1/2" x 9-1/2"	
440	92.438 BFQ*	15 ÷ 40	105	5 ÷ 7,5	1,47	0,50	238 x 64 x 242	FQ
		9/16" ÷ 1-9/16"	105	70 ÷ 105	3,24	0,0176	9-3/8" x 2-1/2" x 9-1/2"	



92.740



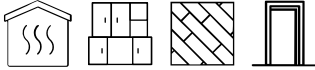
740	92.740	15 ÷ 40	110	5 ÷ 7,5	1,91	0,75	270 x 77 x 254	AC
		9/16" ÷ 1-9/16"	110	70 ÷ 105	4,21	0,0264	10-5/8" x 3" x 10"	

GRAFFE MEDIE
MEDIUM WIRE STAPLES

500

Serie chiodatrice 100 SERIES	modello	misure impiegabili (mm)	capacità caricatore (n.punti)	pressione (kg/cm ²)	peso (kg)	consumo aria (litri/colpo)	dimensioni (mm - L x W x H)	azionamento
	model	applicable sizes (inch)	magazine capacity (pieces)	pressure (PSI)	weight (lbs)	air consumption (lit/cycle)	dimensions (inch - L x W x H)	actuation

UTILIZZI
APPLICATIONS



500.25 CLV



Versione D - D model

220	500.25 CLV*	9 ÷ 25	200	5,5 ÷ 7,5	1,54	0,31	351 x 50 x 211	V
		3/8" ÷ 1"	200	80 ÷ 105	3,39	0,01095	13-13/16" x 2" x 8-5/16"	
	500.25 CLVD*	9 ÷ 25	200	5,5 ÷ 7,5	1,54	0,31	351 x 50 x 227	V
		3/8" ÷ 1"	200	80 ÷ 105	3,39	0,01095	13-13/16" x 2" x 8-15/16"	

SPECIFICHE
SPECIFICATIONS

Punti per barretta 100
Staples per strip 100

Finitura zincato
Finishing galvanized

A richiesta inox
On request stainless steel

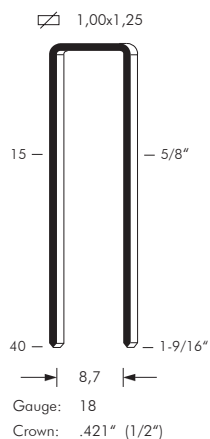


500.438 B



Versione FQ - FQ model

440	500.438 B	15 ÷ 40	105	5 ÷ 7,5	1,47	0,50	238 x 64 x 242	AC + SQ
		9/16" ÷ 1-9/16"	105	70 ÷ 105	3,24	0,0176	9-3/8" x 2-1/2" x 9-1/2"	
	500.438 BFQ*	15 ÷ 40	105	5 ÷ 7,5	1,47	0,50	238 x 64 x 242	FQ
		9/16" ÷ 1-9/16"	105	70 ÷ 105	3,24	0,0176	9-3/8" x 2-1/2" x 9-1/2"	

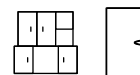


Serie chiodatrice Tool series	modello	misure impiegabili (mm)	capacità caricatore (n.punti)	pressione (kg/cm ²)	peso (kg)	consumo aria (litri/colpo)	dimensioni (mm - L x W x H)	azionamento
	model	applicable sizes (inch)	magazine capacity (pieces)	pressure (PSI)	weight (lbs)	air consumption (ft ³ /cycle)	dimensions (inch - L x W x H)	actuation

GRAFFE MEDIE
MEDIUM WIRE STAPLES

94

UTILIZZI APPLICATIONS



94.14 S

MINI	94.14 S *	9 ÷ 14	100	5 ÷ 7	0,90	0,13	223 x 43 x 153	AC
		3/8" ÷ 9/16"	100	70 ÷ 100	1,98	0,00459	8-3/4" x 1-11/16" x 6-1/16"	

SPECIFICHE SPECIFICATIONS

Punti per barretta Staples per strip	100 100
Finitura Finishing	lucido bright
A richiesta	zincato, alluminio, inox
On request	galvanized, aluminium, stainless steel

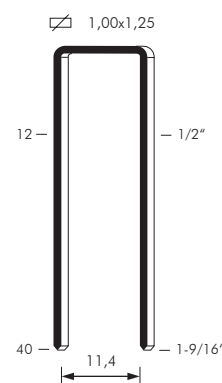


94.438 B



Versione FQ - FQ model

440	94.438 B	15 ÷ 40	105	5 ÷ 7,5	1,47	0,50	238 x 64 x 242	AC + SQ
		9/16" ÷ 1-9/16"	105	70 ÷ 105	3,24	0,0176	9-3/8" x 2-1/2" x 9-1/2"	
440	94.438 BFQ *	15 ÷ 40	105	5 ÷ 7,5	1,47	0,50	238 x 64 x 242	FQ
		9/16" ÷ 1-9/16"	105	70 ÷ 105	3,24	0,0176	9-3/8" x 2-1/2" x 9-1/2"	




Gauge: 18
Crown: .528" (17/32")

GRAFFE PESANTI
HEAVY WIRE STAPLES

M1

UTILIZZI
APPLICATIONS



Series chiodatrice Tool series	modello	misure impiegabili (mm)	capacità caricatore (n.punti)	pressione (kg/cm ²)	peso (kg)	consumo aria (litri/colpo)	dimensioni (mm - L x W x H)	azionamento
	model	applicable sizes (inch)	magazine capacity (pieces)	pressure (PSI)	weight (lbs)	air consumption (ft ³ /cycle)	dimensions (inch - L x W x H)	actuation



Versione 104 (Fissaggio clip)
104 version (Clip Fixing)

420	M1.38 B*	15 ÷ 40	90	5 ÷ 7,5	1,50	0,54	242 x 58 x 245	AC
		9/16" ÷ 1-9/16"	90	70 ÷ 105	3,30	0,01906	9-1/2" x 2-5/16" x 9-5/8"	
430	M1.38-104*	20 ÷ 40	100	5 ÷ 7,5	1,34	0,54	246 x 58 x 254	AC
		13/16" ÷ 1-9/16"	100	70 ÷ 105	2,95	0,01906	10-5/8" x 2-5/16" x 10"	

SPECIFICHE
SPECIFICATIONS

Punti per barretta 75
Staples per strip 75

Finitura lucido
Finishing bright

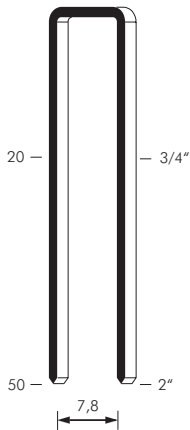
A richiesta zincato,
punta DP,
punta DPP
On request galvanized,
DP point,
DPP point



Versione NO-SAG
NO-SAG model

740	M1.740	15 ÷ 40	95	5 ÷ 7,5	1,91	0,75	270 x 77 x 254	AC
		9/16" ÷ 1-9/16"	95	70 ÷ 105	4,21	0,0264	10-5/8" x 3" x 10"	
	M1.740 NS	15 ÷ 40	150	5 ÷ 7,5	1,70	0,75	340 x 77 x 256	AC
9/16" ÷ 1-9/16"		150	70 ÷ 105	3,75	0,0264	13-3/8" x 3-1/16" x 10-1/16"		
	M1.740 NO-SAG*	15 ÷ 40	150	5 ÷ 7,5	1,70	0,75	340 x 77 x 258	AC
		9/16" ÷ 1-9/16"	150	70 ÷ 105	3,75	0,0264	13-3/8" x 3-1/16" x 10-3/16"	

1,30x1,45



Gauge: 17
Crown: .410" (7/16")



840	M1.65	20 ÷ 65	160	5 ÷ 7,5	2,14	1,40	355 x 98 x 290	AC
		3/4" ÷ 2-9/16"	160	70 ÷ 105	4,72	0,04940	14" x 3-7/8" x 11-3/4"	
850	M1.50	20 ÷ 50	160	5 ÷ 7,5	2,24	1,22	352 x 91 x 263	AC
		3/4" ÷ 2"	160	70 ÷ 105	4,94	0,04308	13-7/8" x 3-9/16" x 10-3/8"	

serie chiodatrice Tool series	modello	misure impiegabili (mm)	capacità caricatore (n.punti)	pressione (kg/cm ²)	peso (kg)	consumo aria (litri/colpo) air consumption (l/cycle)	dimensioni (mm - L x W x H)	azionamento
	model	applicable sizes (inch)	magazine capacity (pieces)	pressure (PSI)	weight (lbs)		dimensions (inch - L x W x H)	actuation

GRAFFE PESANTI
HEAVY WIRE STAPLES

M2




M2.438 B



Versione FQ - FQ model

UTILIZZI APPLICATIONS



440	M2.438 B	15 ÷ 40	105	5 ÷ 7,5	1,47	0,50	238 x 64 x 242	AC + SQ
		9/16" ÷ 1-9/16"	105	70 ÷ 105	3,24	0,0176	9-3/8" x 2-1/2" x 9-1/2"	
	M2.438 BFQ*	15 ÷ 40	105	5 ÷ 7,5	1,47	0,50	238 x 64 x 242	FQ
		9/16" ÷ 1-9/16"	105	70 ÷ 105	3,24	0,0176	9-3/8" x 2-1/2" x 9-1/2"	



M2.740 NS



Versione NO-SAG
NO-SAG model

SPECIFICHE SPECIFICATIONS

Punti per barretta 71
Staples per strip 71

Finitura lucido
Finishing bright

A richiesta zincato, inox,
punta DP,
punta DPP,
certificazione
CE 14592
On request galvanized,
stainless steel,
DP point,
DPP point,
CE 14592
Certification



740	M2.740 NS	15 ÷ 40	145	5 ÷ 7,5	1,70	0,75	340 x 77 x 256	AC
		9/16" ÷ 1-9/16"	145	70 ÷ 105	3,75	0,0264	13-3/8" x 3-1/16" x 10-1/16"	
	M2.740 NO-SAG	15 ÷ 40	145	5 ÷ 7,5	1,70	0,75	340 x 77 x 258	AC
		9/16" ÷ 1-9/16"	145	70 ÷ 105	3,75	0,0264	13-3/8" x 3-1/16" x 10-3/16"	

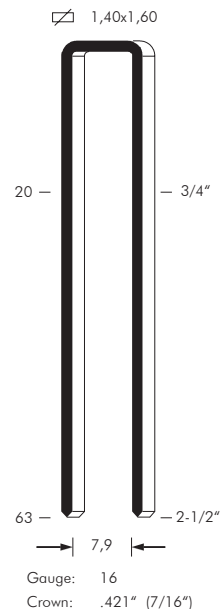


M2.65



M2.50

840	M2.65	20 ÷ 65	145	5 ÷ 7,5	2,14	1,40	355 x 98 x 290	AC
		3/4" ÷ 2-9/16"	145	70 ÷ 105	4,72	0,04940	14" x 3-7/8" x 11-3/4"	
850	M2.50	20 ÷ 50	145	5 ÷ 7,5	2,24	1,22	352 x 91 x 263	AC
		3/4" ÷ 2"	145	70 ÷ 105	4,94	0,04308	13-7/8" x 3-9/16" x 10-3/8"	




GRAFFE PESANTI
HEAVY WIRE STAPLES

700

Serie chiodatrice Tool series	modello	misure impiegabili (mm)	capacità caricatore (n.punti)	pressione (kg/cm ²)	peso (kg)	consumo aria (litri/colpo)	dimensioni (mm - L x W x H)	azionamento
	model	applicable sizes (inch)	magazine capacity (pieces)	pressure (PSI)	weight (lbs)	air consumption (ft ³ /cycle)	dimensions (inch - L x W x H)	actuation

UTILIZZI
APPLICATIONS



700.738 CNO-SAG



Versione CNO-SAG
CNO-SAG model

740	700.738 CNO-SAG *	15 ÷ 40	100	5 ÷ 7,5	1,70	0,75	263 x 77 x 258	AC
		9/16" ÷ 1-9/16"	100	70 ÷ 105	3,75	0,0264		

SPECIFICHE
SPECIFICATIONS

Punti per barretta 71
Staples per strip 71

Finitura lucido
Finishing bright

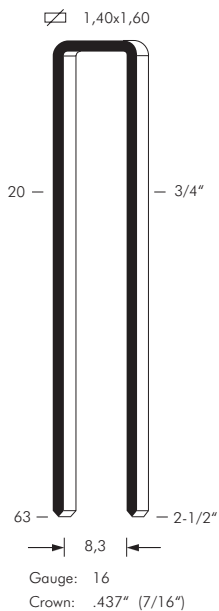
A richiesta zincato, inox,
punta DP,
certificazione
CE 14592

On request galvanized,
stainless steel,
DP point,
CE 14592
Certification



700.738 NS

740	700.738 NS *	15 ÷ 40	145	5 ÷ 7,5	1,70	0,75	340 x 77 x 256	AC
		9/16" ÷ 1-9/16"	145	70 ÷ 105	3,75	0,0264		



700.65



700.50

840	700.65	20 ÷ 65	145	5 ÷ 7,5	2,14	1,40	355 x 98 x 290	AC
		3/4" ÷ 2-9/16"	145	70 ÷ 105	4,72	0,0494		
850	700.50	20 ÷ 50	145	5 ÷ 7,5	2,24	1,22	352 x 91 x 263	AC
		3/4" ÷ 2"	145	70 ÷ 105	4,94	0,04308		

serie chiodatrice tool series	modello	misure impieghiabili (mm)	capacità caricatore (n.punti)	pressione (kg/cm ²)	peso (kg)	consumo aria (litri/colpo)	dimensioni (mm - L x W x H)	azionamento
	model	applicable sizes (inch)	magazine capacity (pieces)	pressure (PSI)	weight (lbs)	air consumption (ft ³ /cycle)	dimensions (inch - L x W x H)	actuation

**GRAFFE PESANTI
HEAVY WIRE STAPLES**

S4




S4.38 B



S4.38 BDA

420	S4.38 B	15 ÷ 40	80	5 ÷ 7,5	1,50	0,54	242 x 58 x 245	AC
		9/16" ÷ 1-9/16"	80	70 ÷ 105	3,30	0,01906	9-1/2" x 2-5/16" x 9-5/8"	
	S4.38 BDA *	15 ÷ 40	80	5 ÷ 7,5	1,50	0,54	242 x 58 x 245	AC
		9/16" ÷ 1-9/16"	80	70 ÷ 105	3,30	0,01906	9-1/2" x 2-5/16" x 9-5/8"	

UTILIZZI APPLICATIONS



S4.65



S4.50

840	S4.65	20 ÷ 65	145	5 ÷ 7,5	2,14	1,40	355 x 98 x 290	AC
		3/4" ÷ 2-9/16"	145	70 ÷ 105	4,72	0,0494	14" x 3-7/8" x 11-3/4"	
850	S4.50	20 ÷ 50	145	5 ÷ 7,5	2,24	1,22	352 x 91 x 263	AC
		3/4" ÷ 2"	145	70 ÷ 105	4,94	0,04308	13-7/8" x 3-9/16" x 10-3/8"	

SPECIFICHE SPECIFICATIONS

Punti per barretta 71
Staples per strip 71

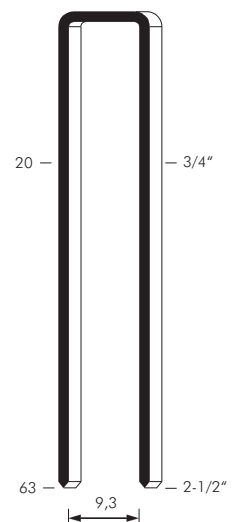
Finitura lucido
Finishing bright

A richiesta zincato, inox,
punta DP,
certificazione
CE 14592

On request galvanized,
stainless steel,
DP point,
CE 14592
Certification



1,40x1,60




Gauge: 16
Crown: .476" (1/2")

GRAFFE PESANTI
HEAVY WIRE STAPLES

1016

serie chiodatrice tool series	modello	misure impiegabili (mm)	capacità caricatore (n.punti)	pressione (kg/cm ²)	peso (kg)	consumo aria (litri/colpo)	dimensioni (mm - L x W x H)	azionamento
	model	applicable sizes (inch)	magazine capacity (pieces)	pressure (PSI)	weight (lbs)	air consumption (#/cycle)	dimensions (inch - L x W x H)	actuation

UTILIZZI
APPLICATIONS



SPECIFICHE
SPECIFICATIONS

Punti per barretta 71
Staples per strip 71

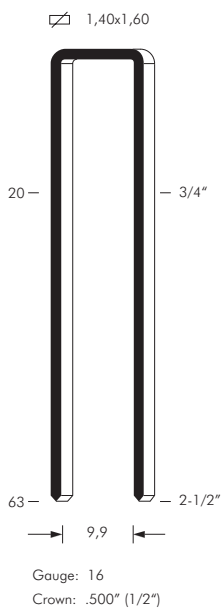
Finitura lucido
Finishing bright

A richiesta zincato
On request galvanized



1016.50

850	1016.50	20 ÷ 50	145	5 ÷ 7,5	2,24	1,22	352 x 91 x 263	AC
		3/4" ÷ 2"	145	70 ÷ 105	4,94	0,04308	13-7/8" x 3-9/16" x 10-3/8"	

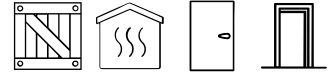


Serie chiodatrice Tool series	modello	misure impieghiabili (mm)	capacità caricatore (n.punti)	pressione (kg/cm ²)	peso (kg)	consumo aria (litri/colpo)	dimensioni (mm - L x W x H)	azionamento
	model	applicable sizes (inch)	magazine capacity (pieces)	pressure (PSI)	weight (lbs)	air consumption (lit/cycle)	dimensions (inch - L x W x H)	actuation

GRAFFE PESANTI HEAVY WIRE STAPLES

140

UTILIZZI APPLICATIONS



140.738

SPECIFICHE SPECIFICATIONS

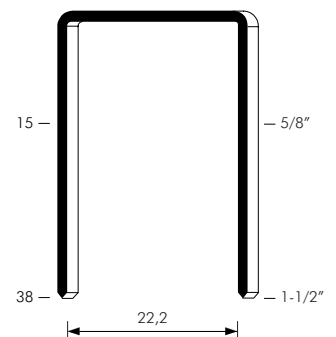
Punti per barretta 50
Staples per strip 50

Finitura zincato
Finishing galvanized

A richiesta alluminio
On request aluminium

740	140.738	15 ÷ 38	160	5 ÷ 7,5	2,00	0,75	345 x 77 x 243	AC
		9/16" ÷ 1-1/2"	160	70 ÷ 105	4,40	0,0264	13-19/32" x 3-1/32" x 9-9/16"	

1,30 x 1,45

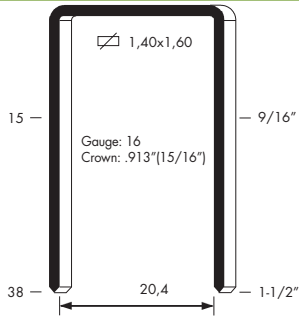


Gauge: 17
Crown: .976" (1")

**GRAFFE PESANTI
HEAVY WIRE STAPLES**

Série chiodatrice Tool series	modello	misure impiegabili (mm)	capacità caricatore (n.punti)	pressione (kg/cm ²)	peso (kg)	consumo aria (litri/colpo)	dimensioni (mm - L x W x H)	azionamento
	model	applicable sizes (inch)	magazine capacity (pieces)	pressure (PSI)	weight (lbs)	air consumption (l/cycle)	dimensions (inch - L x W x H)	actuation

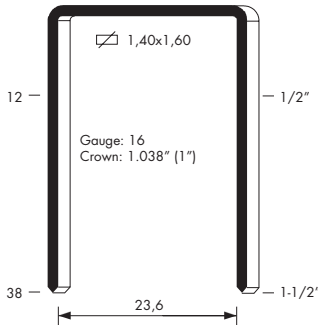
WK



WK.738

740	WK.738	15 ÷ 38	150	5 ÷ 7,5	2,00	0,75	345 x 77 x 243	AC
		9/16" ÷ 1-1/2"	150	70 ÷ 105	4,40	0,0264	13-9/16" x 3" x 9-9/16"	

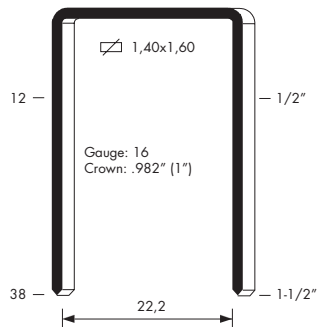
WP



WP.738

740	WP.738	12 ÷ 38	150	5 ÷ 7,5	2,00	0,75	345 x 77 x 243	AC
		1/2" ÷ 1-1/2"	150	70 ÷ 105	4,40	0,0264	13-9/16" x 3" x 9-9/16"	

WS



WS.738

740	WS.738	12 ÷ 38	150	5 ÷ 7,5	2,00	0,75	345 x 77 x 243	AC
		1/2" ÷ 1-1/2"	150	70 ÷ 105	4,40	0,0264	13-9/16" x 3" x 9-9/16"	

**SPECIFICHE
SPECIFICATIONS**

Punti per barretta 71
Staples per strip 71

Finitura lucido
Finishing bright

A richiesta zincato, inox, punta DP, alluminio
On request galvanized, stainless steel, DP point, aluminium

**UTILIZZI
APPLICATIONS**



Serie chiodatrice Tool series	modello	misure impiegabili (mm)	capacità caricatore (n.punti)	pressione (kg/cm ²)	peso (kg)	consumo aria (litri/colpo)	dimensioni (mm - L x W x H)	azionamento
		model	applicable sizes (inch)	magazine capacity (pieces)	pressure (PSI)	weight (lbs)	air consumption (ft ³ /cycle)	dimensions (inch - L x W x H)

**GRAFFE PESANTI
HEAVY WIRE STAPLES**

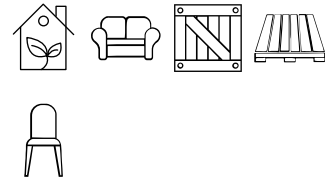
M3



M3.65

MORE	M3.65	32 ÷ 65	130	5 ÷ 8	2,50	1,25	369 x 98 x 338	AC / SQ
		1-1/4" ÷ 2-9/16"	130	70 ÷ 115	5,51	0,044	14-17/32" x 3-7/8" x 13-5/16"	

UTILIZZI APPLICATIONS

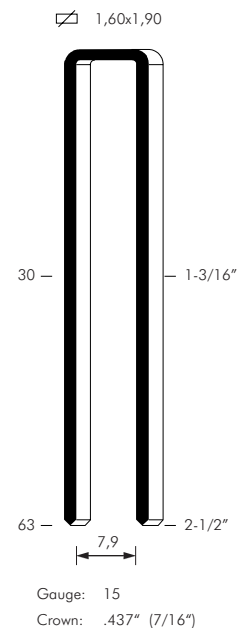


SPECIFICHE SPECIFICATIONS

Punti per barretta 60
Staples per strip 60

Finitura lucido
Finishing bright

A richiesta zincato,
certificazione
On request CE 14592
galvanized,
CE 14592
Certification



**GRAFFE PESANTI
HEAVY WIRE STAPLES**

S29

serie chiodatrice tool series	modello	misure impiegabili (mm)	capacità caricatore (n.punti)	pressione (kg/cm ²)	peso (kg)	consumo aria (litri/colpo)	dimensioni (mm - L x W x H)	azionamento
	model	applicable sizes (inch)	magazine capacity (pieces)	pressure (PSI)	weight (lbs)	air consumption (#/cycle)	dimensions (inch - L x W x H)	actuation

**UTILIZZI
APPLICATIONS**



**SPECIFICHE
SPECIFICATIONS**

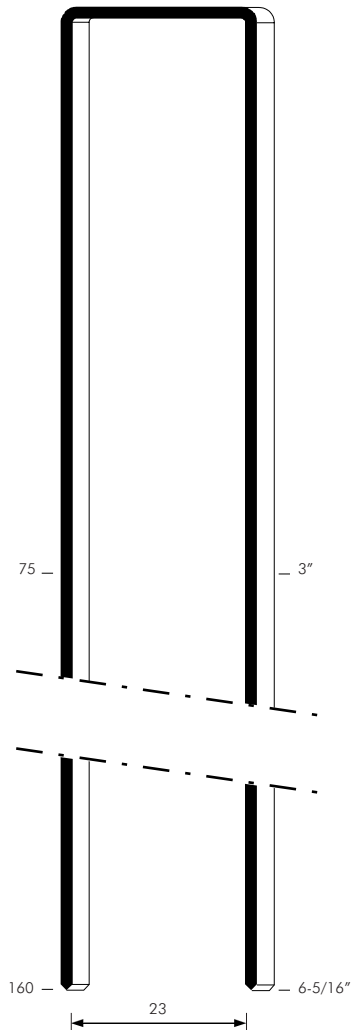
Punti per barretta 50
Staples per strip 50

Finitura zincato
Finishing galvanized

A richiesta inox,
certificazione CE 14592
On request stainless steel,
CE 14592
Certification



1,80 x 2,10



Gauge: 14
Crown: 1.047" (1")



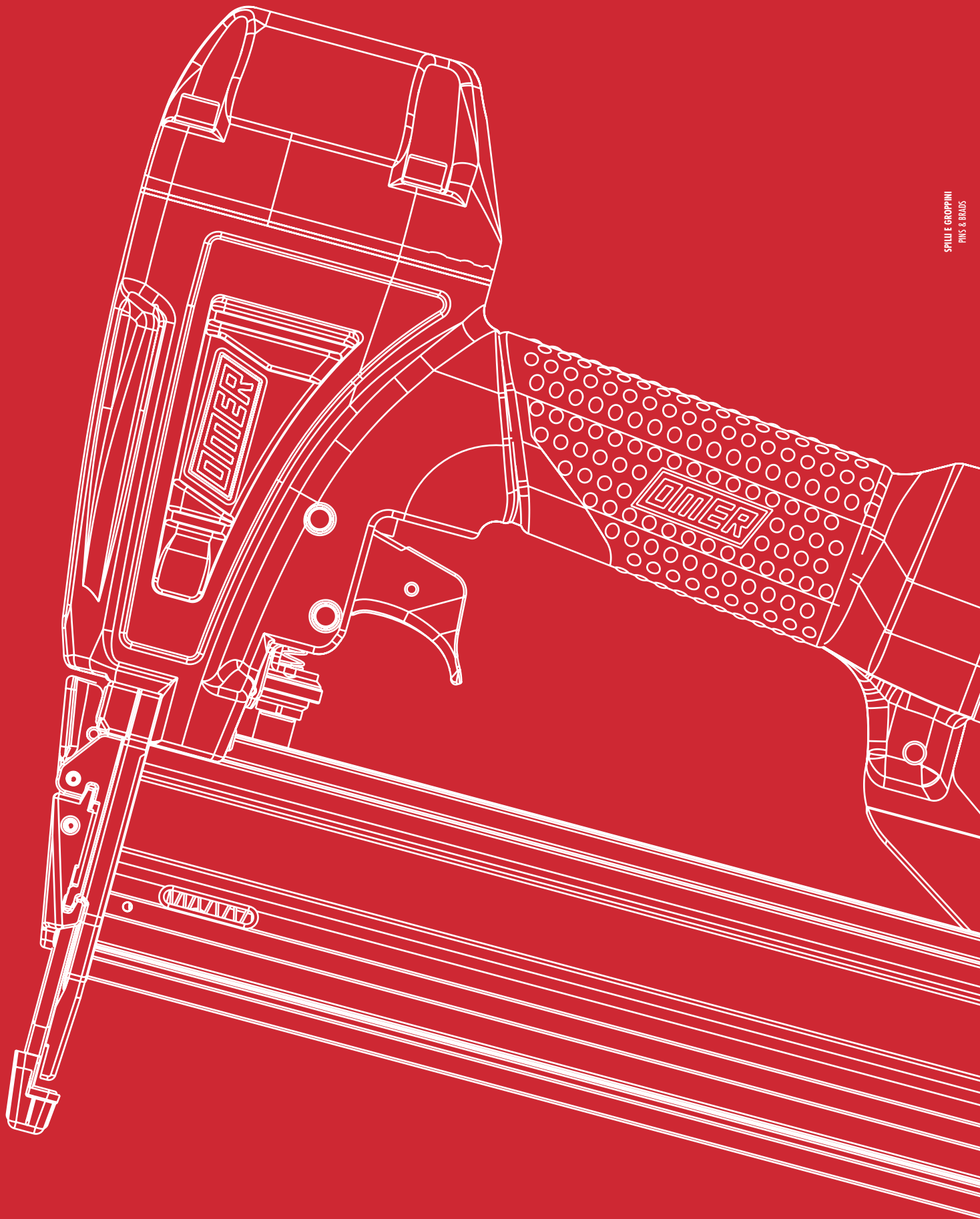
S29.130

MORE	S29.130	65 ÷ 130	120	7 ÷ 7,5	5,85	2,93	400 x 133 x 397	SQ
		2-9/16" ÷ 5"	120	100 ÷ 105	12,90	0,1034	15-3/4" x 5-1/4" x 15-5/8"	



S29.160

MORE	S29.160	65 ÷ 160	120	7 ÷ 7,5	6,25	4,35	400 x 133 x 480	SQ
		2-9/16"-6-5/16"	120	100 ÷ 105	13,80	0,1536	15-3/4" x 5-1/4" x 18-7/8"	

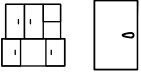


SPILLI E GROPPINI PINS & BRADS

Serie chiodatrice TOOL SERIES	modello	misure impieghiabili (mm)	capacità caricatore (n.punti)	pressione (kg/cm ²)	peso (kg)	consumo aria (litri/colpo)	dimensioni (mm - L x W x H)	azionamento
	model	applicable sizes (inch)	magazine capacity (pieces)	pressure (PSI)	weight (lbs)	air consumption (ft ³ /cycle)	dimensions (inch - L x W x H)	actuation

Pins 6

UTILIZZI APPLICATIONS



P.5 - P.7

100	P.5*	5	200	4 ÷ 6	0,65	0,10	200 x 33 x 148	AD
		3/16"	200	60 ÷ 90	1,43	0,00353	7-7/8" x 1-5/16" x 5-13/16"	
100	P.7	7 - 8	200	4 ÷ 6	0,65	0,10	200 x 33 x 148	AD
		9/32" - 5/16"	200	60 ÷ 90	1,43	0,00353	7-7/8" x 1-5/16" x 5-13/16"	

SPECIFICHE SPECIFICATIONS

Punti per barretta 100
Pins per strip 100

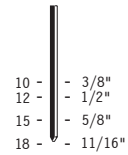
Finitura stanox
Finishing liquor finish

A richiesta zincato, inox,
testa verniciata,

On request blister da 5000 pz.
galvanized, stainless steel,
painted head,
5000 pcs.
blister pack



PR.18



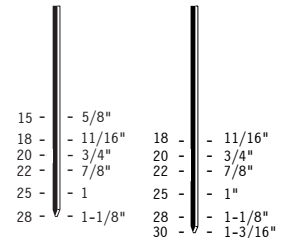
100	PR.18	10 ÷ 18	200	4 ÷ 7	0,65	0,10	200 x 33 x 148	AD
		3/8" ÷ 11/16"	200	60 ÷ 100	1,43	0,00353	7-7/8" x 1-5/16" x 5-13/16"	



Gauge: 23
Wire dia: .025"



PR.28 - PR.30




MINI	PR.28	15 ÷ 28	200	4,5 ÷ 6	1,03	0,15	219 x 43 x 162	AD
		9/16" ÷ 1-1/8"	200	65 ÷ 90	2,27	0,0053	8-5/8" x 1-11/16" x 6-3/8"	
MINI	PR.30	18 ÷ 30	200	4,5 ÷ 6	1,03	0,15	219 x 43 x 162	AD
		11/16" ÷ 1-3/16"	200	65 ÷ 90	2,27	0,0053	8-5/8" x 1-11/16" x 6-3/8"	

serie chiodatrice Tool series	modello	misure impiegabili (mm)	capacità caricatore (n.punti)	pressione (kg/cm ²)	peso (kg)	consumo aria (litri/colpo)	dimensioni (mm - L x W x H)	azionamento
	model	applicable sizes (inch)	magazine capacity (pieces)	pressure (PSI)	weight (lbs)	air consumption (ft ³ /cycle)	dimensions (inch - L x W x H)	actuation

SPILLI E GROPPINI
PINS & BRADS

Pins 8

UTILIZZI APPLICATIONS



R8.28

15 - 5/8"
18 - 11/16"
20 - 3/4"
22 - 7/8"
25 - 1"
28 - 1-1/8"

MINI	R8.28	15 ÷ 28	150	4,5 ÷ 6,5	1,03	0,15	219 x 43 x 162	AD
		9/16" ÷ 1-1/8"	150	65 ÷ 95	2,27	0,0053	8-5/8" x 1-11/16" x 6-3/8"	

SPECIFICHE SPECIFICATIONS

Punti per barretta 70
Pins per strip 70

Finitura zincato
Finishing galvanized

A richiesta stanox, inox,
On request liquor finish,
stainless steel,
painted head

0,75x0,90


12 - 1/2"
28 - 1-1/8"

Gauge: 21

Serie chiodatrice 100 SERIES	modello	misure impiegabili (mm)	capacità caricatore (n.punti)	pressione (kg/cm ²)	peso (kg)	consumo aria (litri/colpo)	dimensioni (mm - L x W x H)	azionamento
	model	applicable sizes (inch)	magazine capacity (pieces)	pressure (PSI)	weight (lbs)	air consumption (ft ³ /cycle)	dimensions (inch - L x W x H)	actuation

Pins I

UTILIZZI APPLICATIONS



RI.25 - RI.28

12	-	1/2"	15	-	5/8"
16	-	5/8"	18	-	11/16"
19	-	3/4"	20	-	3/4"
22	-	7/8"	22	-	7/8"
25	-	1"	25	-	1"
28	-	1-1/8"			

MINI	RI.25	12 ÷ 25	100	4,5 ÷ 7	1,07	0,18	219 x 43 x 186	AD
			1/2" ÷ 1"	100	65 ÷ 100	2,36	0,0063	
RI.28		15 ÷ 28	100	4,5 ÷ 7	1,07	0,18	219 x 43 x 186	AD
		9/16" ÷ 1-1/8"	100	65 ÷ 100	2,36	0,0063	8-5/8" x 1-11/16" x 7-5/16"	

SPECIFICHE SPECIFICATIONS

Punti per barretta 100
Pins per strip 100

Finitura zincato
Finishing galvanized

A richiesta inox
On request stainless steel




RI.215 CL2-3

220	RI.215 CL2-3*	12 - 15	210	5 ÷ 7,5	1,71	0,34	388 x 50 x 215	AR
			1/2" - 9/16"	210	70 ÷ 105	3,77	0,012	



RI.228 CL2-3



Sensore a richiesta
Sensor on request

220	RI.228 CL2-3	25 - 28	210	5 ÷ 7,5	1,85	0,34	388 x 50 x 215	AR
			1" - 1-1/8"	210	70 ÷ 105	4,08	0,012	

1x1,25	
13	- 1/2"
40	- 1-9/16"
Gauge:	18



12.40

12	↔	7/16"
15	↔	5/8"
18	↔	11/16"
21	↔	7/8"
25	-	1"
30	↔	1-3/16"
32	↔	1-1/4"
35	-	1-3/8"
38	↔	1-1/2"
40	↔	1-9/16"



Versione D - D model

220	12.40	12 ÷ 40	100	5 ÷ 7,5	1,15	0,34	226 x 50 x 223	SQ
			1/2" ÷ 1-9/16"	100	70 ÷ 105	2,54	0,012	
12.40 D*		12 ÷ 40 <th>100</th> <th>5 ÷ 7,5</th> <th>1,28</th> <th>0,34</th> <th>226 x 50 x 226</th> <th rowspan="2">SQ</th>	100	5 ÷ 7,5	1,28	0,34	226 x 50 x 226	SQ
		1/2" ÷ 1-9/16"	100	70 ÷ 105	2,82	0,012	8-7/8" x 2" x 8-7/8"	

serie chiodatrice Tool series	modello	misure impiegabili (mm)	capacità caricatore (n.punti)	pressione (kg/cm ²)	peso (kg)	consumo aria (litri/colpo)	dimensioni (mm - L x W x H)	azionamento
	model	applicable sizes (inch)	magazine capacity (pieces)	pressure (PSI)	weight (lbs)	air consumption (ft ³ /cycle)	dimensions (inch - L x W x H)	actuation

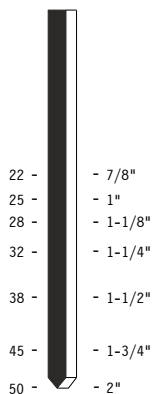
SPILLI E GROPPINI
PINS & BRADS

Pins AP

UTILIZZI APPLICATIONS



AP.50



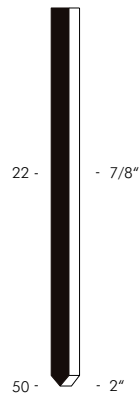
SPECIFICHE SPECIFICATIONS

Punti per barretta 29
Pins per strip 29

Finitura alluminio
Finishing aluminium

840	AP.50	22 ÷ 50	90	5 ÷ 8,3	2,80	1,40	377 x 98 x 294	SQ
		7/8" ÷ 2"	90	70 ÷ 120	6,17	0,0494	14-13/16" x 3-7/8" x 11-9/16"	

2,40x2,80




Gauge: 12

Serie chiodatrice TOOL SERIES	modello	misure impiegabili (mm)	capacità caricatore (n.punti)	pressione (kg/cm ²)	peso (kg)	consumo aria (litri/colpo)	dimensioni (mm - L x W x H)	azionamento
	model	applicable sizes (inch)	magazine capacity (pieces)	pressure (PSI)	weight (lbs)	air consumption (l/cycle)	dimensions (inch - L x W x H)	actuation

Brads B6

UTILIZZI APPLICATIONS



SPECIFICHE SPECIFICATIONS

Punti per barretta 100
Brads per strip 100

Finitura stanox
Finishing liquor finish


A richiesta inox, testa verniciata, blister da 5000 pz.
On request stainless steel, painted head, 5000 pcs. blister pack



B6.35

12	-	1/2"
15	-	5/8"
18	-	11/16"
22	-	7/8"
25	-	1"
28	-	1-1/8"
30	-	1-3/16"
35	-	1-3/8"

MINI	B6.35	12 ÷ 35	200	4,5 ÷ 6	1,07	0,15	240 x 43 x 192	AD
		1/2" ÷ 1-3/8"	200	65 ÷ 90	2,36	0,0053	9-1/2" x 1-11/16" x 7-9/16"	



Gauge: 23
Head width: .035"
Shank dia: .025"



B6.50 N

22	-	7/8"
25	-	1"
28	-	1-1/8"
30	-	1-3/16"
35	-	1-3/8"
40	-	1-9/16"
45	-	1-3/4"
50	-	2"

MINI	B6.50 N	22 ÷ 50	150	5 ÷ 6,5	1,15	0,22	192 x 43 x 254	SQ
		7/8" ÷ 2"	150	70 ÷ 95	2,54	0,00777	7-9/16" x 1-11/16" x 10"	

serie chiodatrice Tool series	modello	misure impieghiabili (mm)	capacità caricatore (n.punti)	pressione (kg/cm ²)	peso (kg)	consumo aria (litri/colpo)	dimensioni (mm - L x W x H)	azionamento
	model	applicable sizes (inch)	magazine capacity (pieces)	pressure (PSI)	weight (lbs)	air consumption (lit/cycle)	dimensions (inch - L x W x H)	actuation

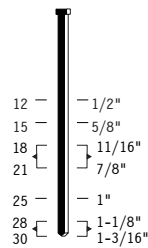
**SPILLI E GROPPINI
PINS & BRADS**

Brads M




MG.30

MG.30 SS



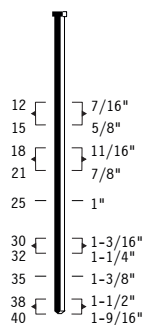
UTILIZZI APPLICATIONS



MINI	MG.30	12 ÷ 30	150	4,5 ÷ 7	0,95	0,15	213 x 43 x 167	SQ
			1/2" ÷ 1-3/16"	150	65 ÷ 100	2,09	0,0053	8-3/8" x 1-11/16" x 6-9/16"
MINI	MG.30 SS	12 ÷ 30	150	4,5 ÷ 7	0,95	0,15	213 x 43 x 163	AD
			1/2" ÷ 1-3/16"	150	65 ÷ 100	2,09	0,0053	8-3/8" x 1-11/16" x 6-7/16"



MG.40



SPECIFICHE SPECIFICATIONS

Punti per barretta 140
Brads per strip 140

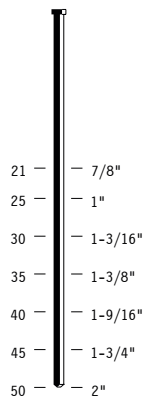
Finitura zincato
Finishing galvanized

A richiesta inox,
testa verniciata
On request stainless steel,
painted head

220	MG.40	12 ÷ 40	150	5 ÷ 7,5	1,15	0,34	226 x 50 x 223	SQ
				1/2" ÷ 1-9/16"	150	70 ÷ 105	2,54	



MG.50



0,75x0,90

1,4

12 - 1/2"

50 - 2"

Gauge: 21

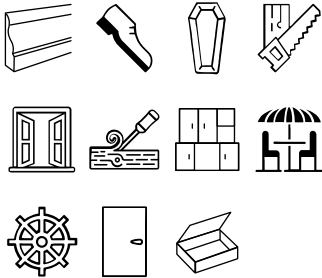
Head width: .055"

230	MG.50	21 ÷ 50	150	5 ÷ 7	1,60	0,41	242 x 65 x 268	SQ
				7/8" ÷ 2"	150	70 ÷ 100	3,53	


Serie chiodatrice TOOL SERIES	modello	misure impiegabili (mm)	capacità caricatore (n.punti)	pressione (kg/cm ²)	peso (kg)	consumo aria (litri/colpo)	dimensioni (mm - L x W x H)	azionamento
	model	applicable sizes (inch)	magazine capacity (pieces)	pressure (PSI)	weight (lbs)	air consumption (ft ³ /cycle)	dimensions (inch - L x W x H)	actuation

Brads 12

UTILIZZI APPLICATIONS



12.28



Versione D - D model

MINI	12.28	10 ÷ 28	100	4,5 ÷ 6	1,04	0,15	230 x 43 x 163	AD
			3/8" ÷ 1-1/8"	100	65 ÷ 90	2,29	0,0053	
12.28 D*		10 ÷ 28	100	4,5 ÷ 6	1,10	0,15	230 x 43 x 182	AD
			3/8" ÷ 1-1/8"	100	65 ÷ 90	2,42	0,0053	

SPECIFICHE SPECIFICATIONS

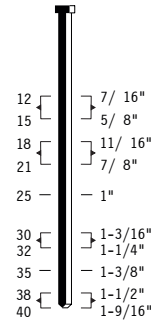
Punti per barretta 100
Brads per strip 100

Finitura zincato
Finishing galvanized

A richiesta testa verniciata,
testa piccola (1,7),
inox, alluminio
On request painted head,
slight head (.065"),
stainless steel,
aluminium

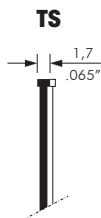
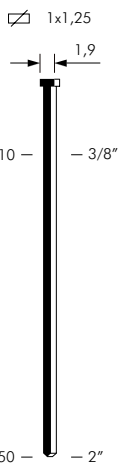


12.40



Versione D - D model

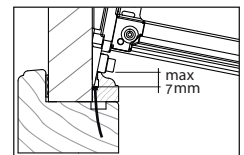
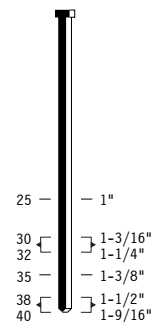
220	12.40	12 ÷ 40	100	5 ÷ 7,5	1,15	0,34	226 x 50 x 223	SQ
			1/2" ÷ 1-9/16"	100	70 ÷ 105	2,54	0,012	
12.40 D*		12 ÷ 40 <td>100 <td>5 ÷ 7,5 <td>1,28 <td>0,34 <td>226 x 50 x 226 <th rowspan="2">SQ</th> </td></td></td></td></td>	100 <td>5 ÷ 7,5 <td>1,28 <td>0,34 <td>226 x 50 x 226 <th rowspan="2">SQ</th> </td></td></td></td>	5 ÷ 7,5 <td>1,28 <td>0,34 <td>226 x 50 x 226 <th rowspan="2">SQ</th> </td></td></td>	1,28 <td>0,34 <td>226 x 50 x 226 <th rowspan="2">SQ</th> </td></td>	0,34 <td>226 x 50 x 226 <th rowspan="2">SQ</th> </td>	226 x 50 x 226 <th rowspan="2">SQ</th>	SQ
			1/2" ÷ 1-9/16"	100	70 ÷ 105	2,82	0,012	



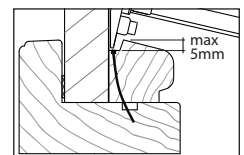
Gauge: 18
Head width: .075"



12.40 G



Versione G4 - G4 model



Versione G - G model

220	12.40 G	25 ÷ 40	100	5 ÷ 7	1,25	0,34	252 x 52 x 228	SQ
			1" ÷ 1-9/16"	100	70 ÷ 100	2,76	0,012	
12.40 G4*		25 ÷ 40 <td>100 <td>5 ÷ 7 <td>1,25 <td>0,34 <td>245 x 52 x 228 <th rowspan="2">SQ</th> </td></td></td></td></td>	100 <td>5 ÷ 7 <td>1,25 <td>0,34 <td>245 x 52 x 228 <th rowspan="2">SQ</th> </td></td></td></td>	5 ÷ 7 <td>1,25 <td>0,34 <td>245 x 52 x 228 <th rowspan="2">SQ</th> </td></td></td>	1,25 <td>0,34 <td>245 x 52 x 228 <th rowspan="2">SQ</th> </td></td>	0,34 <td>245 x 52 x 228 <th rowspan="2">SQ</th> </td>	245 x 52 x 228 <th rowspan="2">SQ</th>	SQ
			1" ÷ 1-9/16"	100	70 ÷ 100	2,76	0,012	

serie chiodatrice Tool series	modello	misure impiegabili (mm)	capacità caricatore (n.punti)	pressione (kg/cm ²)	peso (kg)	consumo aria (litri/colpo)	dimensioni (mm - L x W x H)	azionamento
	model	applicable sizes (inch)	magazine capacity (pieces)	pressure (PSI)	weight (lbs)	air consumption (ft ³ /cycle)	dimensions (inch - L x W x H)	actuation

SPILLI E GROPPINI
PINS & BRADS

Brads 12




12.40 CL2-5



Versione 51 (sicura frontale)
51 model (frontal safety)

UTILIZZI APPLICATIONS



220	12.40 CL2-5*	12 ÷ 40	210	5 ÷ 7,5	1,64	0,34	365 x 50 x 222	AR
		1/2" ÷ 1-9/16"	210	70 ÷ 105	3,62	0,012	14-3/8" x 2" x 8-3/4"	
220	12.40 CL2-51*	12 ÷ 40	210	5 ÷ 7,5	1,64	0,34	365 x 50 x 222	AR
		1/2" ÷ 1-9/16"	210	70 ÷ 105	3,62	0,012	14-3/8" x 2" x 8-3/4"	



12.25 CLT3

220	12.25 CLT3*	13 ÷ 25	300	5 ÷ 7,5	2,20	0,34	500 x 50 x 220	AR
		1/2" ÷ 1"	300	70 ÷ 105	4,85	0,012	19-11/16" x 2" x 8-11/16"	

SPECIFICHE SPECIFICATIONS

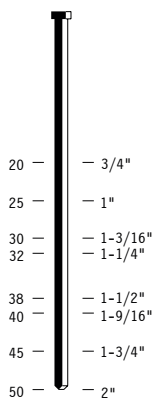
Punti per barretta 100
Brads per strip 100

Finitura zincato
Finishing galvanized

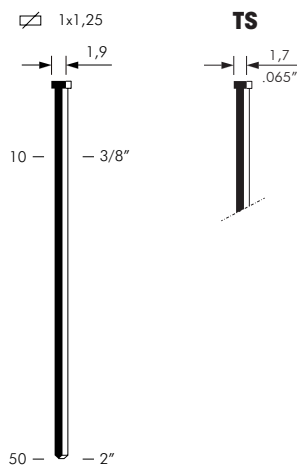
A richiesta testa verniciata,
testa piccola (1,7),
inox, alluminio
On request painted head,
slight head (.065"),
stainless steel,
aluminium



B12.450



Versione FQ - FQ model




Gauge: 18
Head width: .075"

440	B12.450	20 ÷ 50	105	5 ÷ 7,5	1,34	0,50	235 x 64 x 247	SQ + AC
		3/4" ÷ 2"	105	70 ÷ 105	2,95	0,0176	9-1/4" x 2-1/2" x 9-3/4"	
440	B12.450 FQ*	20 ÷ 50	105	5 ÷ 7,5	1,34	0,50	235 x 64 x 247	FQ
		3/4" ÷ 2"	105	70 ÷ 105	2,95	0,0176	9-1/4" x 2-1/2" x 9-3/4"	

serie chiodatrice TOOL SERIES	modello	misure impiegabili (mm)	capacità caricatore (n.punti)	pressione (kg/cm ²)	peso (kg)	consumo aria (litri/colpo)	dimensioni (mm - L x W x H)	azionamento
	model	applicable sizes (inch)	magazine capacity (pieces)	pressure (PSI)	weight (lbs)	air consumption (#/cycle)	dimensions (inch - L x W x H)	actuation

Brads 14

UTILIZZI APPLICATIONS



14.25 CLT4

220	14.25 CLT4*	13 ÷ 25	200	5 ÷ 7,5	2,14	0,34	455 x 50 x 220	AR
		1/2" ÷ 1"	200	70 ÷ 105	4,72	0,012	17-15/16" x 2" x 8-11/16"	

SPECIFICHE SPECIFICATIONS

Punti per barretta 50
Brads per strip 50

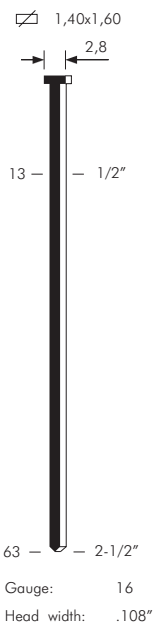
Finitura zincato
Finishing galvanized

A richiesta testa verniciata,
On request inox, alluminio
painted head,
stainless steel,
aluminium



14.32

420	14.32	13 ÷ 32	100	5 ÷ 7,5	1,43	0,54	274 x 58 x 219	SQ
		1/2" ÷ 1-1/4"	100	70 ÷ 105	3,15	0,01906	10-13/16" x 2-5/16" x 8-5/8"	



B14.432 CL4-3

440	B14.432 CL4-3*	20 ÷ 32	200	5 ÷ 7	1,73	0,50	536 x 65 x 260	AR
		3/4" ÷ 1-1/4"	200	70 ÷ 100	3,81	0,0176	21-3/32" x 2-9/16" x 8-5/32"	

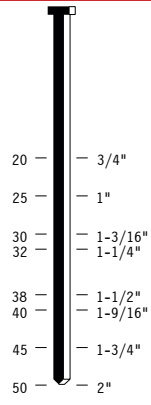
Brads 14

serie chiodatrice Tool series	modello	misure impiegabili (mm)	capacità caricatore (n.punti)	pressione (kg/cm ²)	peso (kg)	consumo aria (litri/colpo)	dimensioni (mm - L x W x H)	azionamento
	model	applicable sizes (inch)	magazine capacity (pieces)	pressure (PSI)	weight (lbs)	air consumption (l/cycle)	dimensions (inch - L x W x H)	actuation




NEW

B14.450



Versione FQ - FQ model

UTILIZZI APPLICATIONS

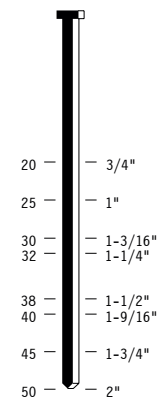


440	B14.450	20 ÷ 50	105	5 ÷ 7,5	1,42	0,50	275 x 64 x 247	SQ + AC
		3/4" ÷ 2"	105	70 ÷ 105	3,13	0,0176	10-13/16" x 2-1/2" x 9-3/4"	
	B14.450 FQ*	20 ÷ 50	105	5 ÷ 7,5	1,42	0,50	275 x 64 x 247	FQ
		3/4" ÷ 2"	105	70 ÷ 105	3,13	0,0176	10-13/16" x 2-1/2" x 9-3/4"	



NEW

B14.450 CL4-3



SPECIFICHE SPECIFICATIONS

Punti per barretta Brads per strip	50
Finitura Finishing	zincato galvanized
A richiesta On request	testa verniciata, inox, alluminio painted head, stainless steel, aluminium


440	B14.450 CL4-3*	20 ÷ 50	210	5 ÷ 7,5	1,81	0,50	475 x 64 x 236	AR
		3/4" ÷ 2"	210	70 ÷ 105	4,00	0,0176	18-11/16" x 2-1/2" x 9-9/32"	



B14.763



Versione NS - NS model



740	B14.763	25 ÷ 63	110	5 ÷ 7,5	1,70	0,75	308 x 77 x 261	SQ
		1" ÷ 2-1/2"	110	70 ÷ 105	3,75	0,0264	12-1/8" x 3" x 10-1/4"	
	B14.763 NS	25 ÷ 63	110	5 ÷ 7,5	1,70	0,75	308 x 77 x 261	SQ
		1" ÷ 2-1/2"	110	70 ÷ 105	3,75	0,0264	12-1/8" x 3" x 10-1/4"	

Serie chiodatrice TOOL SERIES	modello	misure impiegabili (mm)	capacità caricatore (n.punti)	pressione (kg/cm ²)	peso (kg)	consumo aria (litri/colpo)	dimensioni (mm - L x W x H)	azionamento
	model	applicable sizes (inch)	magazine capacity (pieces)	pressure (PSI)	weight (lbs)	air consumption (ft ³ /cycle)	dimensions (inch - L x W x H)	actuation

Brads 17

UTILIZZI APPLICATIONS



B17.64

840	B17.64	25 ÷ 64	74	5 ÷ 8,3	2,14	1,40	323 x 98 x 293	SQ
		1" ÷ 2-1/2"	74	70 ÷ 120	4,71	0,0494	12-11/16" x 3-7/8" x 11-9/16"	

SPECIFICHE SPECIFICATIONS

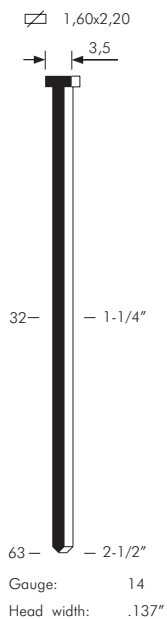
Punti per barretta 37
Brads per strip 37

Finitura zincato
Finishing galvanized



B17.70 CL4-3

840	B17.70 CL4-3*	32 ÷ 70	160	5 ÷ 8,3	3,50	1,40	572 x 91 x 286	AR
		1-1/4" ÷ 2-3/4"	160	70 ÷ 120	7,72	0,0494	22-1/2" x 3-9/16" x 11-3/8"	



B17.70 CL4-4

840	B17.70 CL4-4*	32 ÷ 70	160	5 ÷ 8,3	4,46	1,40	586 x 92 x 303	AR
		1-1/4" ÷ 2-3/4"	160	70 ÷ 120	9,83	0,0494	23-1/16" x 3-5/8" x 11-15/16"	

Serie chiodatrice Tool series	modello	misure impiegabili (mm)	capacità caricatore (n.punti)	pressione (kg/cm ²)	peso (kg)	consumo aria (litri/colpo)	dimensioni (mm - L x W x H)	azionamento
	model	applicable sizes (inch)	magazine capacity (pieces)	pressure (PSI)	weight (lbs)	air consumption (ft ³ /cycle)	dimensions (inch - L x W x H)	actuation

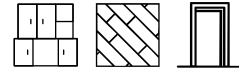
SPILLI E GROPPINI
PINS & BRADS

DA



DA.64

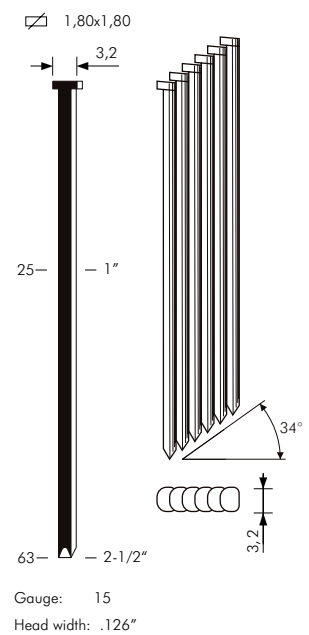
UTILIZZI APPLICATIONS



SPECIFICHE SPECIFICATIONS

Punti per barretta Brads per strip	100 100
Finitura Finishing	zincato galvanized
A richiesta On request	inox stainless steel

MORE	DA.64	25 ÷ 64	105	5 ÷ 8	1,95	1,44	349 x 85 x 314	AC
		1" ÷ 2-1/2"	105	70 ÷ 115	4,30	0,05085	13-3/4" x 3-3/8" x 12-3/8"	



DB15

serie chiodatrice TOOL SERIES	modello	misure impiegabili (mm)	capacità caricatore (n.punti)	pressione (kg/cm ²)	peso (kg)	consumo aria (litri/colpo)	dimensioni (mm - L x W x H)	azionamento
	model	applicable sizes (inch)	magazine capacity (pieces)	pressure (PSI)	weight (lbs)	air consumption (ft ³ /cycle)	dimensions (inch - L x W x H)	actuation

UTILIZZI APPLICATIONS



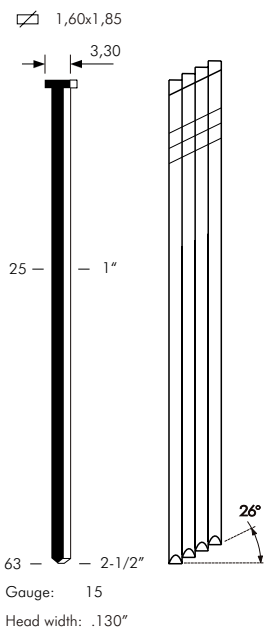
SPECIFICHE SPECIFICATIONS

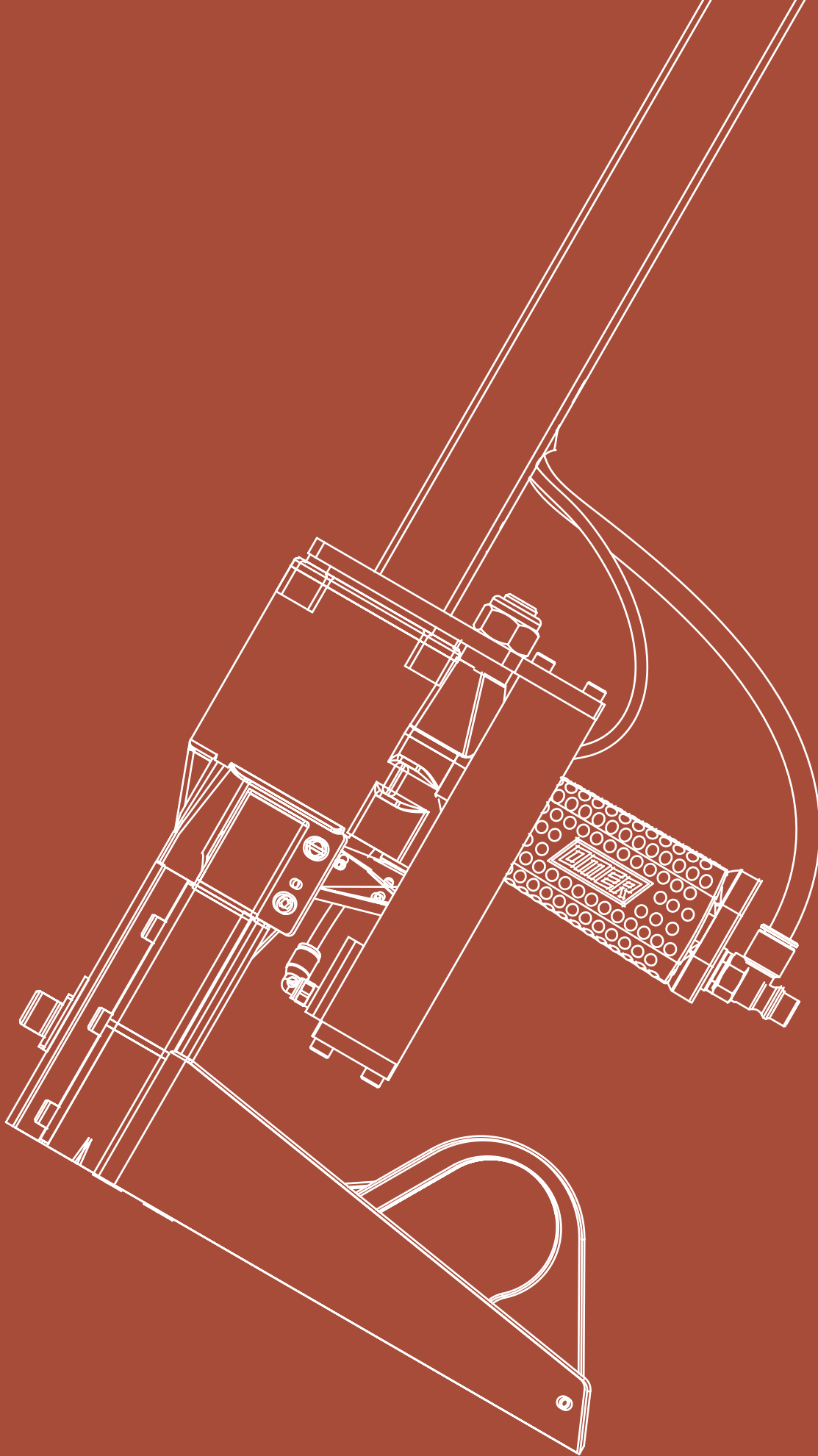
Punti per barretta Brads per strip	50 50
Finitura Finishing	zincato galvanized
A richiesta On request	inox stainless steel



DB15.64

MORE	DB15.64	25 ÷ 64	100	5 ÷ 8	1,88	1,44	380 x 85 x 313	AC
		1" ÷ 2-1/2"	100	70 ÷ 115	4,14	0,05085	15" x 3-3/8" x 12-5/16"	





GRAFFE PER IMBALLAGGIO CARTON CLOSING STAPLES

**GRAFFE PER IMBALLAGGIO
CARTON CLOSING STAPLES**

Serie chiodatrice Tool series	modello	misure impieghiabili (mm)	capacità caricatore (n.punti)	pressione (kg/cm ²)	peso (kg)	consumo aria (litri/colpo)	dimensioni (mm - L x W x H)	azionamento
	model	applicable sizes (inch)	magazine capacity (pieces)	pressure (PSI)	weight (lbs)	air consumption (l/cycle)	dimensions (inch - L x W x H)	actuation

80

**UTILIZZI
APPLICATIONS**

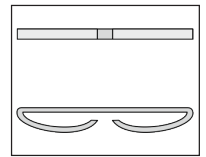


**SPECIFICHE
SPECIFICATIONS**

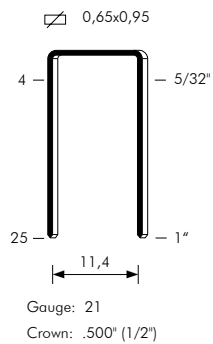
Punti per barretta Staples per strip	150/139/125 150/139/125
Finitura Finishing	stanox liquor finish
A richiesta On request	zincato galvanized



PL80.16 LJ



MINI	PL80.16 LJ*	10 ÷ 16	280	4,5 ÷ 6,5	1,85	0,20	357 x 64 x 249	AD
		3/8" ÷ 5/8"	280	65 ÷ 95	4,08	0,0070	14" x 2-1/2" x 9-13/16"	



serie chiodatrice Tool series	modello	misure impiegabili (mm)	capacità caricatore (n.punti)	pressione (kg/cm ²)	peso (kg)	consumo aria (litri/colpo)	dimensioni (mm - L x W x H)	azionamento
	model	applicable sizes (inch)	magazine capacity (pieces)	pressure (PSI)	weight (lbs)	air consumption (l/cycle)	dimensions (inch - L x W x H)	actuation

GRAFFE PER IMBALLAGGIO CARTON CLOSING STAPLES

50

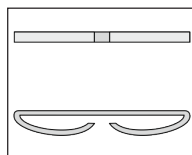


PL50.16 LJ



PL50.16 LJC

MINI	PL50.16 LJ	10 ÷ 16	210	4,5 ÷ 6,5	1,85	0,20	357 x 64 x 249	AD
			3/8" ÷ 5/8"	210	65 ÷ 95	4,08	0,0070	
MINI	PL50.16 LJC*	10 ÷ 16	105	4,5 ÷ 6,5	1,70	0,20	223 x 64 x 249	AD
			3/8" ÷ 5/8"	105	65 ÷ 95	3,75	0,0070	



UTILIZZI APPLICATIONS



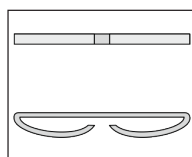
SPECIFICHE SPECIFICATIONS

Punti per barretta 84
Staples per strip 84

Finitura zincato
Finishing galvanized

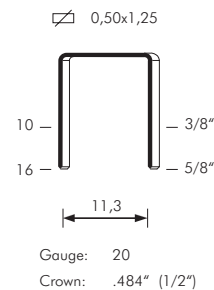


PL50.16 LJ-03



Chiusura tubi in cartone
Cardboard tubes closing

MINI	PL50.16 LJ-03*	10 ÷ 16	210	4,5 ÷ 6,5	1,85	0,20	350 x 64 x 249	AD
			3/8" ÷ 5/8"	210	65 ÷ 95	4,08	0,0070	



**GRAFFE PER IMBALLAGGIO
CARTON CLOSING STAPLES**

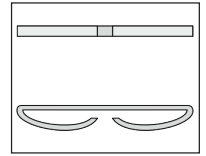
65

serie chiodatrice TOOL SERIES	modello	misure impiegabili (mm)	capacità caricatore (n.punti)	pressione (kg/cm ²)	peso (kg)	consumo aria (litri/colpo)	dimensioni (mm - L x W x H)	azionamento
	model	applicable sizes (inch)	magazine capacity (pieces)	pressure (PSI)	weight (lbs)	air consumption (l/cycle)	dimensions (inch - L x W x H)	actuation

**UTILIZZI
APPLICATIONS**



PL65.16 LJ



MINI	PL65.16 LJ*	10 ÷ 16 3/8" ÷ 5/8"	200	4,5 ÷ 6,5 65 ÷ 95	1,85 4,08	0,20 0,0070	357 x 64 x 249 14" x 2-1/2" x 9-13/16"	AD
------	-------------	------------------------	-----	----------------------	--------------	----------------	---	----

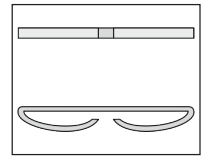
**SPECIFICHE
SPECIFICATIONS**

Punti per barretta 84
Staples per strip 84

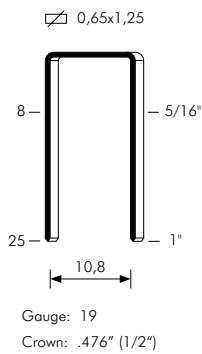
Finitura zincato
Finishing galvanized




PL65.25 LJ



MINI	PL65.25 LJ*	18 ÷ 25 11/16" ÷ 1"	200	4,5 ÷ 6,5 65 ÷ 95	2,00 4,40	0,20 0,0070	357 x 64 x 259 14-1/4" x 2-1/2" x 10-1/4"	AD
------	-------------	------------------------	-----	----------------------	--------------	----------------	--	----



MB.65 SA



PB.65 SA

CRT	MB.65 SA	8 ÷ 16 5/16" ÷ 5/8"	340	-	30,50 67,24	-	760 x 550 x 1230 30" x 21-5/8" x 48-7/16"	P
	PB.65 SA	8 ÷ 16 5/16" ÷ 5/8"	340	6 ÷ 7 90 ÷ 100	30,70 67,78	2,78 0,098	700 x 550 x 1230 27-9/16" x 21-5/8" x 48-7/16"	P

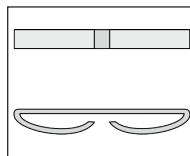
Serie chiodatrice Tool series	modello	misure impiegabili (mm)	capacità caricatore (n.punti)	pressione (kg/cm ²)	peso (kg)	consumo aria (litri/colpo)	dimensioni (mm - L x W x H)	azionamento
	model	applicable sizes (inch)	magazine capacity (pieces)	pressure (PSI)	weight (lbs)	air consumption (l/cycle)	dimensions (inch - L x W x H)	actuation

GRAFFE PER IMBALLAGGIO CARTON CLOSING STAPLES

77K



PL77K.16 LJ



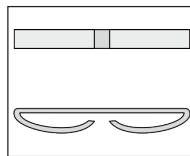
UTILIZZI APPLICATIONS



MINI	PL77K.16 LJ*	10 ÷ 16	110	4,5 ÷ 6,5	1,85	0,20	357 x 64 x 249	AD
		3/8" ÷ 5/8"	110	65 ÷ 95	4,08	0,0070	14" x 2-1/2" x 9-13/16"	



PL77K.16 LLJ



SPECIFICHE SPECIFICATIONS


Punti per barretta 50
Staples per strip 50

Finitura zincato
Finishing galvanized

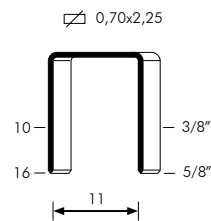
MINI	PL77K.16 LLJ*	10 ÷ 16	110	4,5 ÷ 6,5	2,40	0,20	362 x 64 x 260	AD
		3/8" ÷ 5/8"	110	65 ÷ 95	5,29	0,0070	14-1/4" x 2-1/2" x 10-1/4"	



MB.77K SA



PB.77K SA



Gauge: 17
Crown: .488" (1/2")

CRT	MB.77K SA	8 ÷ 16	200	-	30,50	-	760 x 550 x 1230	P
		5/16" ÷ 5/8"	200	-	67,24	-	30" x 21-5/8" x 48-7/16"	
	PB.77K SA	8 ÷ 16	200	6 ÷ 7	30,70	2,78	700 x 550 x 1230	P
		5/16" ÷ 5/8"	200	90 ÷ 100	67,78	0,09817	27-9/16" x 21-5/8" x 48-7/16"	

**GRAFFE PER IMBALLAGGIO
CARTON CLOSING STAPLES**

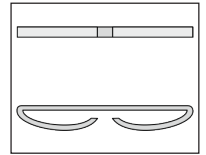
110

serie chiodatrice tool series	modello	misure impiegabili (mm)	capacità caricatore (n.punti)	pressione (kg/cm ²)	peso (kg)	consumo aria (litri/colpo)	dimensioni (mm - L x W x H)	azionamento
	model	applicable sizes (inch)	magazine capacity (pieces)	pressure (PSI)	weight (lbs)	air consumption (l/cycle)	dimensions (inch - L x W x H)	actuation

**UTILIZZI
APPLICATIONS**



110.16 RF



MINI	110.16 RF*	12 ÷ 16	86	4,5 ÷ 6	1,20	0,13	216 x 43 x 173	AD
		1/2" ÷ 5/8"	86	65 ÷ 90	2,64	0,0046	8-1/2" x 1-11/16" x 6-13/16"	

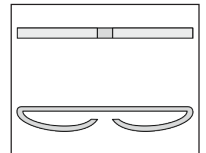
**SPECIFICHE
SPECIFICATIONS**

Punti per barretta 75
Staples per strip 75

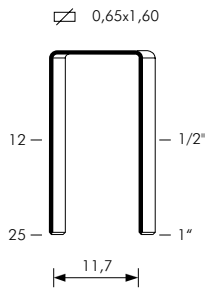
Finitura stanox
Finishing liquor finish



PL 110 LJ



230	PL 110 LJ	12 ÷ 25	160	5 ÷ 6,5	2,73	0,44	367 x 70 x 330	AD
		1/2" ÷ 1"	160	70 ÷ 95	6,00	0,01554	14-7/16" x 2-3/4" x 13"	



Gauge: 18
Crown: .512" (1/2")

Serie chiodatrice Tool series	modello	misure impiegabili (mm)	capacità caricatore (n.punti)	pressione (kg/cm ²)	peso (kg)	consumo aria (litri/colpo)	dimensioni (mm - L x W x H)	azionamento
	model	applicable sizes (inch)	magazine capacity (pieces)	pressure (PSI)	weight (lbs)	air consumption (l/cycle)	dimensions (inch - L x W x H)	actuation

GRAFFE PER IMBALLAGGIO CARTON CLOSING STAPLES

BA

UTILIZZI APPLICATIONS

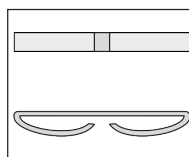


PLBA.16 LJ

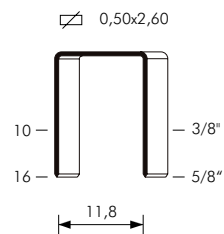
SPECIFICHE SPECIFICATIONS

Punti per barretta 52
Staples per strip 52

Finitura 52
Finishing 52



MINI	PLBA.16 LJ	10 ÷ 16	104	4,5 ÷ 6,5	1,85	0,20	357 x 64 x 249	AD
		3/8" ÷ 5/8"	104	65 ÷ 95	4,08	0,0070	14" x 2-1/2" x 9-13/16"	



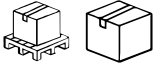
Gauge: 16,5
Crown: .504" (1/2")

**GRAFFE PER IMBALLAGGIO
CARTON CLOSING STAPLES**

serie chiodatrice 100 series	modello	misure impiegabili (mm)	capacità caricatore (n.punti)	pressione (kg/cm ²)	peso (kg)	consumo aria (litri/colpo)	dimensioni (mm - L x W x H)	azionamento
	model	applicable sizes (inch)	magazine capacity (pieces)	pressure (PSI)	weight (lbs)	air consumption (l/cycle)	dimensions (inch - L x W x H)	actuation

590

**UTILIZZI
APPLICATIONS**



590.738



590.738 RF

740	590.738	15 ÷ 38	130	5 ÷ 7,5	2,00	0,75	345 x 77 x 243	AC
		9/16" ÷ 1-1/2"	130	70 ÷ 105	4,40	0,0264	13-9/16" x 3" x 9-9/16"	
740	590.738 RF	18 ÷ 38	130	4 ÷ 7,5	2,70	0,75	345 x 77 x 258	AC
		11/16" ÷ 1-1/2"	130	60 ÷ 105	5,95	0,0264	13-9/16" x 3" x 10-3/16"	

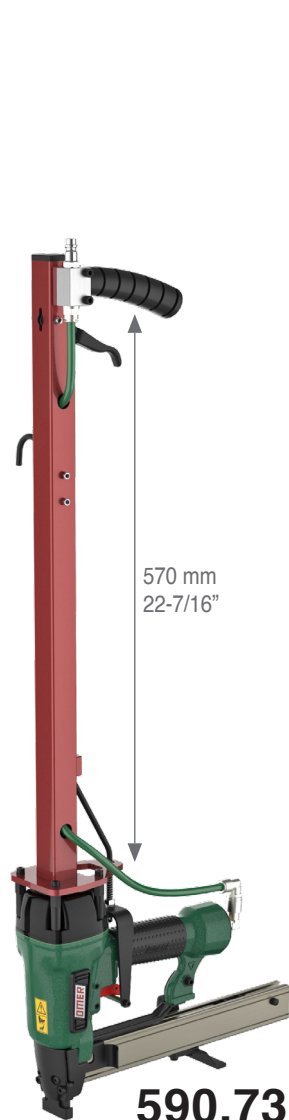
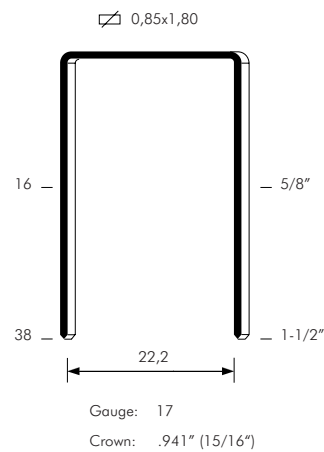
**SPECIFICHE
SPECIFICATIONS**

Punti per barretta 58
Brads per strip 58

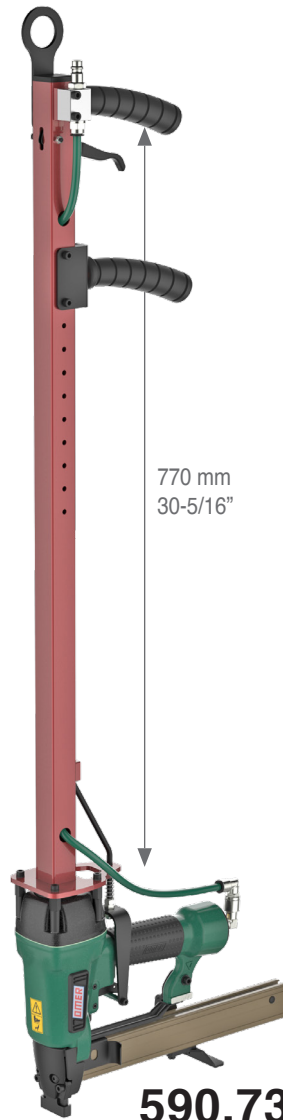
Finitura stanox
Finishing liquor finish



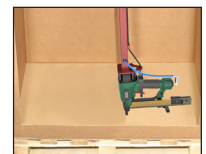
Versione RF- RF model



590.738 CP



590.738 CP1



Versione CP - CP model

740	590.738 CP	15 ÷ 38	130	5 ÷ 7,5	4,06	0,75	345 x 77 x 870	AC
		9/16" ÷ 1-1/2"	130	70 ÷ 105	8,95	0,0264	13-9/16" x 3" x 34-1/4"	
740	590.738 CP1 *	15 ÷ 38	130	5 ÷ 7,5	4,50	0,75	345 x 104 x 1120	AC
		9/16" ÷ 1-1/2"	130	70 ÷ 105	9,92	0,0264	13-9/16" x 4-1/16" x 44-1/16"	

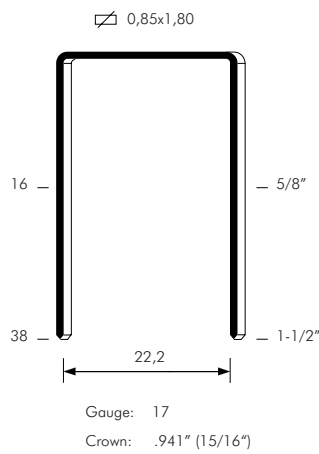
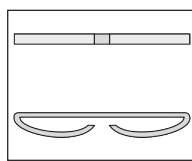
serie chiodatrice Tool series	modello	misure impieghiabili (mm)	capacità caricatore (n.punti)	pressione (kg/cm ²)	peso (kg)	consumo aria (litri/colpo)	dimensioni (mm - L x W x H)	azionamento
	model	applicable sizes (inch)	magazine capacity (pieces)	pressure (PSI)	weight (lbs)	air consumption (l/cycle)	dimensions (inch - L x W x H)	actuation

GRAFFE PER IMBALLAGGIO CARTON CLOSING STAPLES

590



PL 590.738



SPECIFICHE SPECIFICATIONS

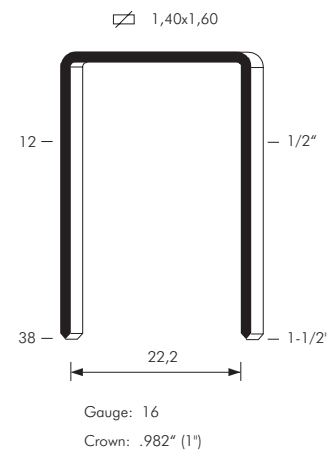
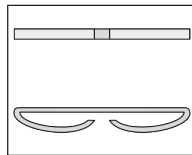
740	PL 590.738 *	15 ÷ 38	130	5 ÷ 7,5	3,40	0,75	345 x 77 x 345	AC
		9/16" ÷ 1-1/2"	130	70 ÷ 105	7,49	0,0264	13-9/16" x 3" x 13-9/16"	

Punti per barretta 58
Brads per strip 58

Finitura stanox
Finishing liquor finish



PL WS.738



SPECIFICHE SPECIFICATIONS

740	PL WS.738 *	15 ÷ 38	150	5 ÷ 7,5	3,40	0,75	345 x 77 x 345	AC
		9/16" ÷ 1-1/2"	150	70 ÷ 105	7,49	0,0264	13-9/16" x 3" x 13-9/16"	

Punti per barretta 71
Brads per strip 71

Finitura lucido
Finishing bright

UTILIZZI APPLICATIONS



**GRAFFE PER IMBALLAGGIO
CARTON CLOSING STAPLES**

Serie chiodatrice TOOL SERIES	modello	misure impiegabili (mm)	capacità caricatore (n.punti)	pressione (kg/cm ²)	peso (kg)	consumo aria (litri/colpo)	dimensioni (mm - L x W x H)	azionamento
	model	applicable sizes (inch)	magazine capacity (pieces)	pressure (PSI)	weight (lbs)	air consumption (l/cycle)	dimensions (inch - L x W x H)	actuation

32

**UTILIZZI
APPLICATIONS**




32.18 M

CRT	32.18 M	15 ÷ 18	120	-	2,32	-	396 x 116 x 275	M
		9/16" ÷ 3/4"	120	-	5,11	-	15-9/16" x 4-9/16" x 10-13/16"	

**SPECIFICHE
SPECIFICATIONS**

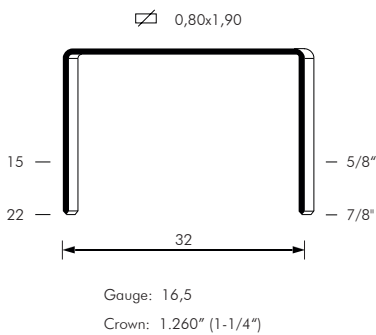
Punti per barretta 50
Staples per strip 50

Finitura ramato
Finishing coppered




32.18 - 32.22

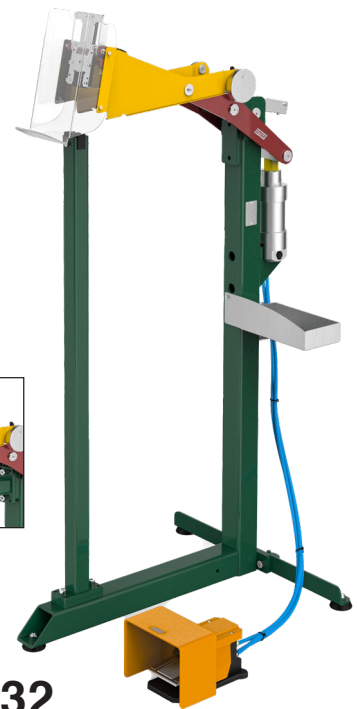
CRT	32.18	15 ÷ 18	120	5 ÷ 7	2,45	1,32	342 x 115 x 222	AS
		9/16" ÷ 3/4"	120	70 ÷ 100	5,40	0,0466	13-7/16" x 4-1/2" x 8-3/4"	
CRT	32.22	18 ÷ 22	120	5 ÷ 7	2,45	1,32	342 x 115 x 222	AS
		3/4" ÷ 7/8"	120	70 ÷ 100	5,40	0,0466	13-7/16" x 4-1/2" x 8-3/4"	



MB.32



Versione SA - SA model
a richiesta - on request



PB.32

CRT	MB.32*	15 ÷ 22	200	-	32,70	-	760 x 550 x 1250	P
		9/16" ÷ 7/8"	200	-	72,09	-	30" x 21-5/8" x 49-1/4"	
CRT	PB.32*	15 ÷ 22	200	5 ÷ 6	32,50	2,78	700 x 550 x 1270	P
		9/16" ÷ 7/8"	200	70 ÷ 90	71,65	0,09817	27-9/16" x 21-5/8" x 50"	

Serie chiodatrice Tool series	modello	misure impiegabili (mm)	capacità caricatore (n.punti)	pressione (kg/cm ²)	peso (kg)	consumo aria (litri/colpo)	dimensioni (mm - L x W x H)	azionamento
	model	applicable sizes (inch)	magazine capacity (pieces)	pressure (PSI)	weight (lbs)	air consumption (l/cycle)	dimensions (inch - L x W x H)	actuation

GRAFFE PER IMBALLAGGIO CARTON CLOSING STAPLES

32

UTILIZZI APPLICATIONS



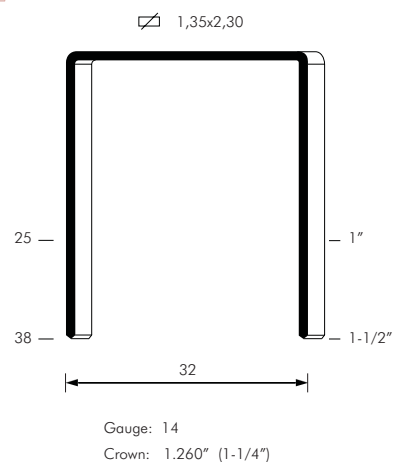
JUMBO 32.25 JUMBO 32.32 JUMBO 32.38

SPECIFICHE SPECIFICATIONS

Punti per barretta 50
Staples per strip 50

Finitura ramato
Finishing coppered

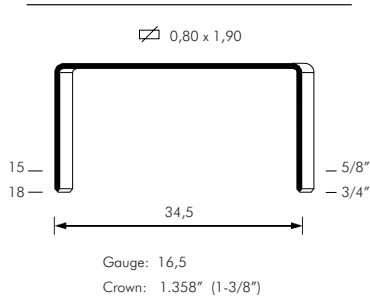
CRT	JUMBO 32.25	25 ÷ 28	100	5 ÷ 7	6,00	6,70	360 x 174 x 335	AS
		1" ÷ 1-1/8"	100	70 ÷ 100	13,23	0,23661	14-3/16" x 6-7/8" x 13-3/16"	
	JUMBO 32.32		32 ÷ 35	100	5 ÷ 7	6,00	6,70	360 x 174 x 335
		1-1/4" ÷ 1-3/8"	100	70 ÷ 100	13,23	0,23661	14-3/16" x 6-7/8" x 13-3/16"	
JUMBO 32.38		38	100	5 ÷ 7	6,00	6,70	360 x 174 x 335	AS
		1-1/2"	100	70 ÷ 100	13,23	0,23661	14-3/16" x 6-7/8" x 13-3/16"	



**GRAFFE PER IMBALLAGGIO
CARTON CLOSING STAPLES**

Serie chiodatrice TOOL SERIES	modello	misure impiegabili (mm)	capacità caricatore (n.punti)	pressione (kg/cm ²)	peso (kg)	consumo aria (litri/colpo)	dimensioni (mm - L x W x H)	azionamento
	model	applicable sizes (inch)	magazine capacity (pieces)	pressure (PSI)	weight (lbs)	air consumption (l/cycle)	dimensions (inch - L x W x H)	actuation


34



34.18 M

CRT	34.18 M	15 ÷ 18	120	-	2,30	-	396 x 116 x 290	M
		9/16" ÷ 3/4"	120	-	5,07	-	15-9/16" x 4-9/16" x 11-7/16"	

**UTILIZZI
APPLICATIONS**



34.18


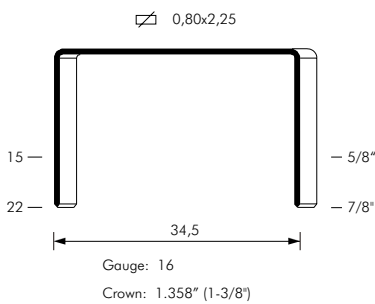
**SPECIFICHE
SPECIFICATIONS**

Punti per barretta 50
Staples per strip 50

Finitura ramato
Finishing coppered

CRT	34.18	15 ÷ 18	120	5 ÷ 7	2,45	1,32	342 x 115 x 222	AS
		9/16" ÷ 3/4"	120	70 ÷ 100	5,40	0,0466	13-7/16" x 4-1/2" x 8-3/4"	

34 L



34L.18 - 34L.22

CRT	34L.18	15 ÷ 18	100	5 ÷ 7	2,45	1,32	342 x 115 x 222	AS
		9/16" ÷ 3/4"	100	70 ÷ 100	5,40	0,0466	13-7/16" x 4-1/2" x 8-3/4"	
CRT	34L.22	18 ÷ 22	100	5 ÷ 7	2,45	1,32	342 x 115 x 222	AS
		3/4" ÷ 7/8"	100	70 ÷ 100	5,40	0,0466	13-7/16" x 4-1/2" x 8-3/4"	

serie chiodatrice Tool series	modello	misure impiegabili (mm)	capacità caricatore (n.punti)	pressione (kg/cm ²)	peso (kg)	consumo aria (litri/colpo)	dimensioni (mm - L x W x H)	azionamento
	model	applicable sizes (inch)	magazine capacity (pieces)	pressure (PSI)	weight (lbs)	air consumption (l/cycle)	dimensions (inch - L x W x H)	actuation

GRAFFE PER IMBALLAGGIO CARTON CLOSING STAPLES

35



35.18 M

CRT	35.18 M	15 ÷ 18	100	-	2,25	-	396 x 115 x 275	M
		9/16" ÷ 3/4"	100	-	4,96	-	15-9/16" x 4-9/16" x 10-13/16"	



Con rinforzo
with reinforcement

Versione C - C model
a richiesta - on request

35.18 - 35.22



35.19 E

CRT	35.18	15 - 18	100	5 ÷ 7	2,45	1,32	342 x 115 x 222	AS
		9/16" - 3/4"	100	70 ÷ 100	5,40	0,0466	13-7/16" x 4-1/2" x 8-3/4"	
	35.22	18 - 22	100	5 ÷ 7	2,45	1,32	342 x 115 x 222	AS
3/4" - 7/8"		100	70 ÷ 100	5,40	0,0466	13-7/16" x 4-1/2" x 8-3/4"		
35.19 E	15 - 18	100	4 ÷ 7	1,63	1,25	310 x 100 x 210	AS	
	9/16" - 3/4"	100	60 ÷ 100	3,59	0,0441	12-3/16" x 3-15/16" x 8-1/4"		

UTILIZZI APPLICATIONS



SPECIFICHE SPECIFICATIONS

Punti per barretta 50
Staples per strip 50

Finitura ramato
Finishing coppered

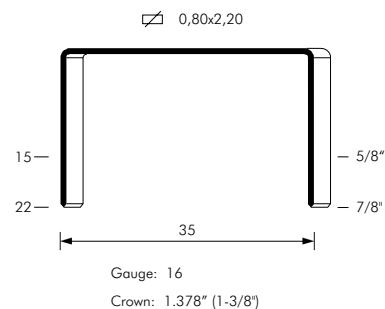


MB.35



PB.35

Versione SA - SA model
a richiesta - on request

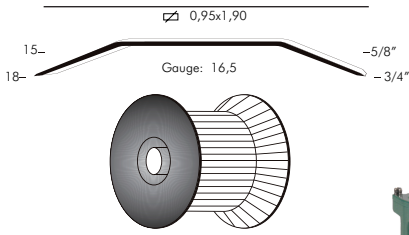


CRT	MB.35	15 ÷ 22	200	-	32,70	-	760 x 550 x 1250	P
		9/16" ÷ 7/8"	200	-	72,09	-	30" x 21-5/8" x 49-1/4"	
PB.35	15 ÷ 22	200	5 ÷ 6	32,50	2,78	700 x 550 x 1270	P	
	9/16" ÷ 7/8"	200	70 ÷ 90	71,65	0,09817	27-9/16" x 21-5/8" x 50"		

**GRAFFE PER IMBALLAGGIO
CARTON CLOSING STAPLES**

serie chiodatrice tool series	modello	misure impiegabili (mm)	capacità caricatore (n.punti)	pressione (kg/cm ²)	peso (kg)	consumo aria (litri/colpo)	dimensioni (mm - L x W x H)	azionamento
	model	applicable sizes (inch)	magazine capacity (pieces)	pressure (PSI)	weight (lbs)	air consumption (l/cycle)	dimensions (inch - L x W x H)	actuation

Roll C



**SPECIFICHE
SPECIFICATIONS**

Punti per rotolo Staples per coil	1000 1000
Finitura Finishing	stanox liquor finish
A richiesta On request	5000 punti per rotolo 5000 staples per coil



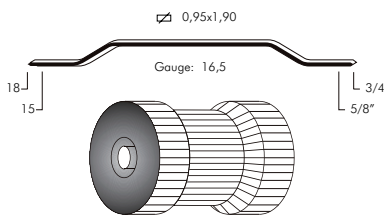
C.18 Roll

CRT	C.18 Roll	15 ÷ 18	1000	5 ÷ 7	2,35	1,32	237 x 115 x 222	AS
		9/16" ÷ 3/4"	1000	70 ÷ 100	5,18	0,0466	9-5/16" x 4-1/2" x 8-3/4"	

**UTILIZZI
APPLICATIONS**



Roll 34



**SPECIFICHE
SPECIFICATIONS**

Punti per rotolo Staples per coil	1000 1000
Finitura Finishing	stanox liquor finish
A richiesta On request	4000 punti per rotolo 4000 staples per coil

34.18 Roll

CRT	34.18 Roll	15 ÷ 18	1000	5 ÷ 7	2,35	1,32	237 x 115 x 222	AS
		9/16" ÷ 3/4"	1000	70 ÷ 100	5,18	0,0466	9-5/16" x 4-1/2" x 8-3/4"	

serie chiodatrice Tool series	modello	misure impiegabili (mm)	capacità caricatore (n.punti)	pressione (kg/cm ²)	peso (kg)	consumo aria (litri/colpo)	dimensioni (mm - L x W x H)	azionamento
	model	applicable sizes (inch)	magazine capacity (pieces)	pressure (PSI)	weight (lbs)	air consumption (l/cycle)	dimensions (inch - L x W x H)	actuation

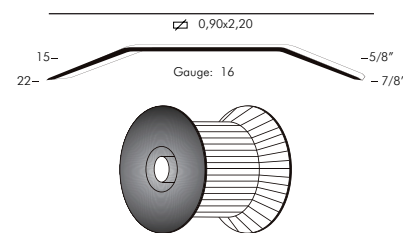
GRAFFE PER IMBALLAGGIO CARTON CLOSING STAPLES

Roll A



A.18 Roll - A.22 Roll

CRT	A.18 Roll	15 ÷ 18	1000	5 ÷ 7	2,35	1,32	237 x 115 x 222	AS
		9/16" ÷ 3/4"	1000	70 ÷ 100	5,18	0,0466	9-5/16" x 4-1/2" x 8-3/4"	
CRT	A.22 Roll	18 ÷ 22	1000	5 ÷ 7	2,35	1,32	237 x 115 x 222	AS
		3/4" ÷ 7/8"	1000	70 ÷ 100	5,18	0,0466	9-5/16" x 4-1/2" x 8-3/4"	



SPECIFICHE SPECIFICATIONS

Punti per rotolo 1000
Staples per coil 1000

Finitura stanox
Finishing liquor finish

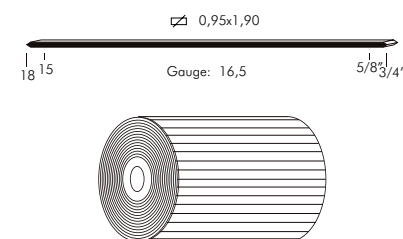
A richiesta 5000 punti
per rotolo
On request 5000 staples
per coil

UTILIZZI APPLICATIONS



D.18 Roll

CRT	D.18 Roll	15 ÷ 18	1000	5 ÷ 7	2,35	1,32	237 x 115 x 222	AS
		9/16" ÷ 3/4"	1000	70 ÷ 100	5,18	0,0466	9-5/16" x 4-1/2" x 8-3/4"	



SPECIFICHE SPECIFICATIONS

Punti per rotolo 1000
Staples per coil 1000

Finitura stanox
Finishing liquor finish

A richiesta 5000 punti
per rotolo
On request 5000 staples
per coil

**GRAFFE PER IMBALLAGGIO
CARTON CLOSING STAPLES**

Serie chiodatrice TOOL SERIES	modello	misure impiegabili (mm)	capacità caricatore (n.punti)	pressione (kg/cm ²)	peso (kg)	consumo aria (litri/colpo)	dimensioni (mm - L x W x H)	azionamento
		model	applicable sizes (inch)	magazine capacity (pieces)	pressure (PSI)	weight (lbs)	air consumption (l/cycle)	dimensions (inch - L x W x H)

99.03K

**DESCRIZIONE
DESCRIPTION**

Kit prolunga per chiusura imballi di cartone ondulato.

Extension kit for carton closing.

**UTILIZZI
APPLICATIONS**

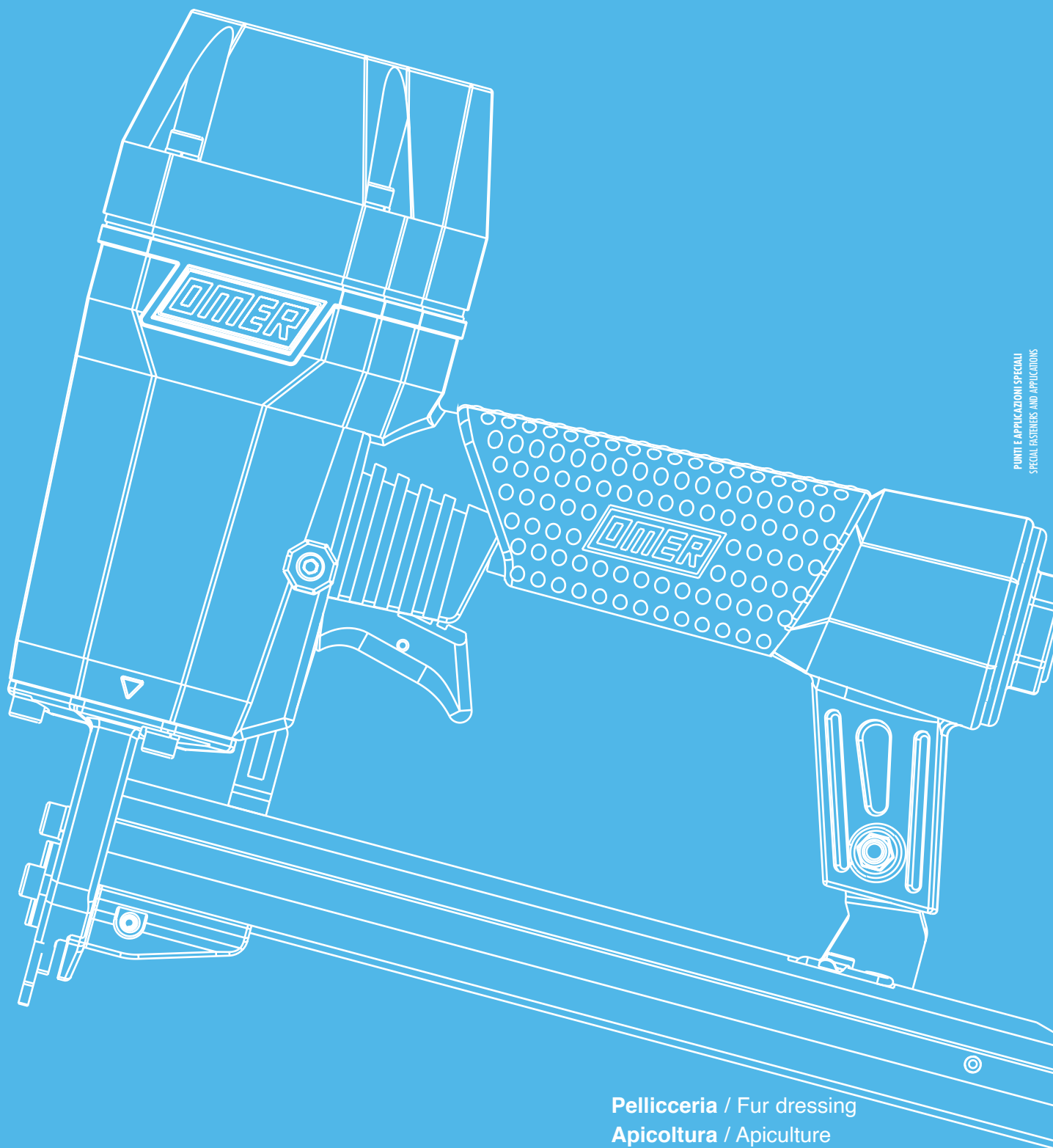


**PER MODELLI
FOR TOOLS**

32.18, 32.22, 34.18,
34L.18, 34L.22, 35.18,
35.22, C.18 Roll,
34.18 Roll, A.18 Roll,
A.22 Roll, D.18 Roll.



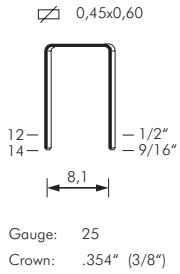
99.03K



PUNTI E APPLICAZIONI SPECIALI SPECIAL FASTENERS AND APPLICATIONS

Pellicceria / Fur dressing
Apicoltura / Apiculture
Etichettatura / Labelling
Graffe corrugate / Corrugated staples
Cornici / Picture frames
Hog-rings / Hog-rings
Coperture in plastica / Wrapping
Graffe gruccioni / Staples for hanging
Imballo alimenti / Food packaging

Serie chiodatrice 100 series	modello	misure impiegabili (mm)	capacità caricatore (n.punti)	pressione (kg/cm ²)	peso (kg)	consumo aria (litri/colpo)	dimensioni (mm - L x W x H)	azionamento
	model	applicable sizes (inch)	magazine capacity (pieces)	pressure (PSI)	weight (lbs)	air consumption (l/cycle)	dimensions (inch - L x W x H)	actuation



SPECIFICHE SPECIFICATIONS

Punti per barretta 200
Staples per strip 200

Finitura zincato
Finishing galvanized

A richiesta punta DP
On request DP point


UTILIZZI APPLICATIONS



77 F



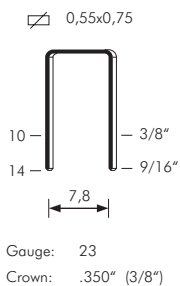
Manifattura pellicce
Fur dressing



Versione V - V model

100	77 F	10 ÷ 14 3/8" ÷ 9/16"	215	3,5 ÷ 4,5	0,60	0,10	200 x 33 x 147 7-7/8" x 1-5/16" x 5-13/16"	AD
	77 FV*	10 ÷ 14 3/8" ÷ 9/16"	215	4 ÷ 6	0,60	0,10	200 x 33 x 147 7-7/8" x 1-5/16" x 5-13/16"	ADV

3G



3G F



Versione V - V model

SPECIFICHE SPECIFICATIONS


Punti per barretta 167
Staples per strip 167

Finitura zincato
Finishing galvanized

A richiesta punta DP
On request DP point

100	3G F	10 ÷ 14 3/8" ÷ 9/16"	175	3,5 ÷ 4,5	0,60	0,10	200 x 33 x 147 7-7/8" x 1-5/16" x 5-13/16"	AD
	3G FV*	10 ÷ 14 3/8" ÷ 9/16"	175	4 ÷ 6	0,60	0,10	200 x 33 x 147 7-7/8" x 1-5/16" x 5-13/16"	ADV

serie chiodatrice Tool series	modello	misure impieghiabili (mm)	capacità caricatore (n.punti)	pressione (kg/cm ²)	peso (kg)	consumo aria (litri/colpo)	dimensioni (mm - L x W x H)	azionamento
	model	applicable sizes (inch)	magazine capacity (pieces)	pressure (PSI)	weight (lbs)	air consumption (l/cycle)	dimensions (inch - L x W x H)	actuation



4097.16 FA



Telai apicoltura
Hive frames

MINI	4097.16 FA*	8 ÷ 16	135	4 ÷ 6	1,12	0,13	275 x 100 x 150	AD
		5/16" ÷ 5/8"	135	60 ÷ 90	2,20	0,00459	10-3/16" x 3"-15/16" x 5-15/16"	

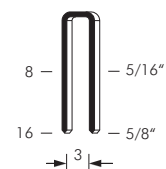
UTILIZZI APPLICATIONS



SPECIFICHE SPECIFICATIONS

Punti per barretta Staples per strip	125 125
Finitura Finishing	zincato galvanized

0,65x0,95




Gauge: 21

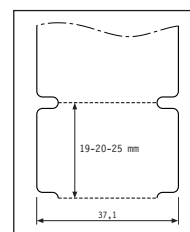
Crown: .170" (3/16")

ETICHETTATURA LABELLING

80



80.16 ET



Tipo etichetta supportata
Supported label type

MINI	80.16 ET	8 ÷ 16	135	5 ÷ 6,5	2,20	0,13	307 x 84 x 159	AD
		5/16" ÷ 5/8"	135	70 ÷ 95	4,85	0,00459	12-1/16" x 3"-5/16" x 6-1/4"	

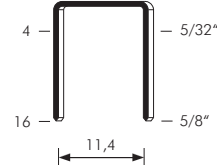
UTILIZZI APPLICATIONS



SPECIFICHE SPECIFICATIONS

Punti per barretta Staples per strip	150/139/125 150/139/125
Finitura Finishing	stanox liquor finish

0,65x0,95



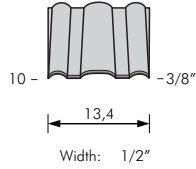
Gauge: 21

Crown: .500" (1/2")

GRAFFE CORRUGATE
CORRUGATED STAPLES

serie chiodatrice tool series	modello	misure impiegabili (mm)	capacità caricatore (n.punti)	pressione (kg/cm ²)	peso (kg)	consumo aria (litri/colpo)	dimensioni (mm - L x W x H)	azionamento
	model	applicable sizes (inch)	magazine capacity (pieces)	pressure (PSI)	weight (lbs)	air consumption (l/cycle)	dimensions (inch - L x W x H)	actuation

MICRO CF

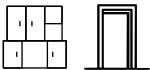


SPECIFICHE
SPECIFICATIONS

Punti per barretta 150
Staple per strip 150

Finitura lucido
Finishing bright

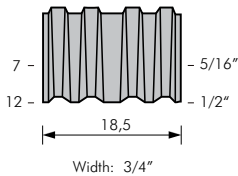
UTILIZZI
APPLICATIONS



MCF.10

420	MCF.10*	10	150	5 ÷ 7,5	1,60	0,54	294 x 58 x 295	SQ
		3/8"	150	70 ÷ 105	3,53	0,01906	11-9/16" x 2-1/4" x 11-5/8"	

MINI CF



SPECIFICHE
SPECIFICATIONS

Punti per barretta 68
Staple per strip 68

Finitura lucido
Finishing bright



MCF.12

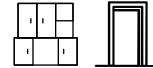
740	MCF.12	7 9 12	70	5 ÷ 7,5	1,92	0,75	269 x 77 x 243	SQ
		5/16" 3/8" 1/2"	70	70 ÷ 105	4,23	0,0264	10-9/16" x 3" x 9-9/16"	

Serie chiodatrice Tool series	modello	misure impieghiabili (mm)	capacità caricatore (n.punti)	pressione (kg/cm ²)	peso (kg)	consumo aria (litri/colpo)	dimensioni (mm - L x W x H)	azionamento
	model	applicable sizes (inch)	magazine capacity (pieces)	pressure (PSI)	weight (lbs)	air consumption (l/cycle)	dimensions (inch - L x W x H)	actuation

**GRAFFE CORRUGATE
CORRUGATED STAPLES**

CF

UTILIZZI APPLICATIONS



CF.15 A



Assemblaggio telai
Forniture frame production

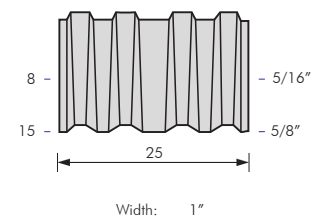


Versione CL - CL model

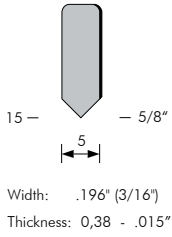
SPECIFICHE SPECIFICATIONS

Punti per barretta Staple per strip	62 62
Finitura Finishing	lucido bright

720	CF.15 A	8 ÷ 15	80	5 ÷ 7,5	2,50	1,10	319 x 77 x 254	SQ
		5/16" ÷ 9/16"	80	70 ÷ 105	5,51	0,0388	12-9/16" x 3-1/16" x 10"	
	CF.15 CL *	8 ÷ 15	130	5 ÷ 7,5	2,71	1,10	385 x 77 x 254	SQ
		5/16" ÷ 9/16"	130	70 ÷ 105	5,97	0,0388	15-3/16" x 3-1/16" x 10"	



Serie chiodatrice TOOL SERIES	modello	misure impiegabili (mm)	capacità caricatore (n.punti)	pressione (kg/cm ²)	peso (kg)	consumo aria (litri/colpo)	dimensioni (mm - L x W x H)	azionamento
	model	applicable sizes (inch)	magazine capacity (pieces)	pressure (PSI)	weight (lbs)	air consumption (l/cycle)	dimensions (inch - L x W x H)	actuation



SPECIFICHE SPECIFICATIONS


Punti per barretta Flex-tabs per strip	278
Finitura Finishing	nere black



53.4



Versione V - V model




Costruzione cornici
Picture frame manufacture

100	53.4	15	300	4 ÷ 6	0,60	0,10	200 x 33 x 153	AS
		9/16"	300	60 ÷ 90	1,32	0,00353	7-7/8" x 1-5/16" x 6-1/32"	
100	53.4 V*	15	300	4 ÷ 6	0,60	0,10	200 x 33 x 153	ADV
		9/16"	300	60 ÷ 90	1,32	0,00353	7-7/8" x 1-5/16" x 6-1/32"	

UTILIZZI APPLICATIONS

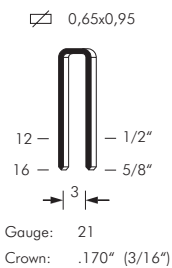


53.4 AB



Costruzione cornici
Picture frame manufacture

100	53.4 AB	15	300	4 ÷ 6	0,65	0,10	200 x 42 x 146	AS
		9/16"	300	60 ÷ 90	1,43	0,00353	7-7/8" x 1-11/16" x 5-3/4"	



SPECIFICHE SPECIFICATIONS

Punti per barretta Staples per strip	125
Finitura Finishing	zincato galvanized



4097 PF



Costruzione cornici
Picture frame manufacture

100	4097 PF*	12 ÷ 16	130	3,5 ÷ 6	0,65	0,10	200 x 33 x 150	AS
		1/2" ÷ 5/8"	130	50 ÷ 90	1,43	0,00353	7-7/8" x 1-5/16" x 5-15/16"	


serie chiodatrice Tool series	modello	misure impieghiabili (mm)	capacità caricatore (n.punti)	pressione (kg/cm ²)	peso (kg)	consumo aria (litri/colpo)	dimensioni (mm - L x W x H)	azionamento
	model	applicable sizes (inch)	magazine capacity (pieces)	pressure (PSI)	weight (lbs)	air consumption (l/cycle)	dimensions (inch - L x W x H)	actuation

CORNICI
PICTURE FRAMES

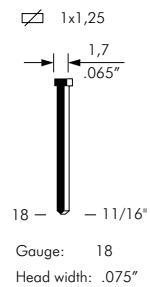
Brads 12 TS



12.18 PF



Costruzione cornici
Picture frame manufacture



SPECIFICHE SPECIFICATIONS

Punti per barretta 100
Brads per strip 100

Finitura zincato
Finishing galvanized

100	12.18 PF	18	100	4 ÷ 7	0,66	0,10	209 x 60 x 160	AS
		11/16"	100	60 ÷ 100	1,45	0,00353	8-1/4" x 2-3/8" x 6-5/16"	

UTILIZZI APPLICATIONS



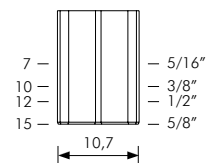
VN11



VN11.15



Costruzione cornici
Picture frame manufacture



Crown: .425" (7/16)

SPECIFICHE SPECIFICATIONS

Punti per barretta 200
Staples per strip 200

Finitura lucido
Finishing bright

220	VN11.15	7 ÷ 15	220	5 ÷ 6,5	1,50	0,31	224 x 50 x 215	AD
		5/16" ÷ 9/16"	220	70 ÷ 95	3,30	0,01095	8-7/8" x 2" x 8-7/16"	

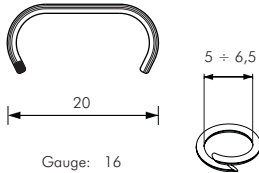
UTILIZZI APPLICATIONS



SR8

serie chiodatrice TOOL SERIES	modello	misure impiegabili (mm)	capacità caricatore (n.punti)	pressione (kg/cm ²)	peso (kg)	consumo aria (litri/colpo)	dimensioni (mm - L x W x H)	azionamento
	model	applicable sizes (inch)	magazine capacity (pieces)	pressure (PSI)	weight (lbs)	air consumption (l/cycle)	dimensions (inch - L x W x H)	actuation

∠ 1,00 x 1,70




SPECIFICHE SPECIFICATIONS

Punti per barretta 50
Hog-rings per strip 50

Finitura zincato
Finishing galvanized

A richiesta anelli sfusi
On request loose rings

UTILIZZI APPLICATIONS



G07

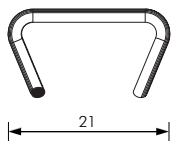


Costruzione gabbie
Cage manufacture

MAN. G07	20	130	-	0,35	-	185 x 28 x 102	M
	3/4"	130	-	0,77	-	7-5/16" x 1-1/8" x 4"	

HR22

∅ 1,80



Gauge: 15

SPECIFICHE SPECIFICATIONS

Punti per barretta anelli sfusi
Hog-rings per strip loose rings

Finitura zincato
Finishing galvanized

A richiesta stecca
On request strip

UTILIZZI APPLICATIONS



HRP 773



Anello chiuso
Closed ring



Costruzione sedili
Seat manufacture

MAN. HRP 773	21	1	-	0,20	-	185 x 28 x 102	M
	7/8"	1	-	0,44	-	7-5/16" x 1-1/8" x 4"	

serie chiodatrice Tool series	modello	misure impieghiabili (mm)	capacità caricatore (n.punti)	pressione (kg/cm ²)	peso (kg)	consumo aria (litri/colpo)	dimensioni (mm - L x W x H)	azionamento
	model	applicable sizes (inch)	magazine capacity (pieces)	pressure (PSI)	weight (lbs)	air consumption (l/cycle)	dimensions (inch - L x W x H)	actuation

HOG-RINGS
HOG-RINGS

HR20

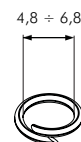
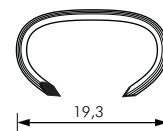


HR20 M5



Costruzione sedili
Seat manufacture

1,25x1,60



Gauge: 16

SPECIFICHE SPECIFICATIONS

Punti per barretta 72
Hog-rings per strip 72

Finitura ramato
Finishing coppered

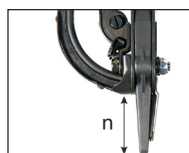
A richiesta zincato
On request galvanized

HR	HR20 M5	20	200	5 ÷ 7	1,50	1,50	198 x 89 x 354	AS
		3/4"	200	70 ÷ 100	3,30	0,05297	7-13/16" x 3-1/2" x 14"	

HR23



HR23 M8 HR23 L8 HR23 S5

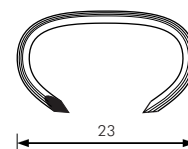


HR23 M8 = 48 mm
HR23 L8 = 56 mm
HR23 S5 = 33 mm



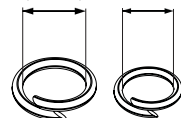
Intelaiature metalliche
Metal framing

Ø 1,80



M8 - L8 S5

7,9 ÷ 10,7 4,8 ÷ 8,7



Gauge: 15

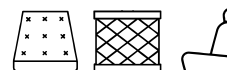
SPECIFICHE SPECIFICATIONS

Punti per barretta 100
Hog-rings per strip 100

Finitura zincato
Finishing galvanized

A richiesta ramato
On request coppered

UTILIZZI APPLICATIONS



HR	HR23 M8	23	130	5 ÷ 7	1,45	1,50	198 x 89 x 354	AS
		7/8"	130	70 ÷ 100	3,20	0,05297	7-13/16" x 3-1/2" x 14"	
	HR23 L8	23	130	5 ÷ 7	1,45	1,50	198 x 89 x 362	AS
7/8"		130	70 ÷ 100	3,20	0,05297	7-13/16" x 3-1/2" x 14"		
HR23 S5	HR23 S5	23	130	5 ÷ 7	1,45	1,50	198 x 89 x 340	AS
		7/8"	130	70 ÷ 100	3,20	0,05297	7-13/16" x 3-1/2" x 13-3/8"	

DK25


Serie chiodatrice TOOL SERIES	modello	misure impiegabili (mm)	capacità caricatore (n.punti)	pressione (kg/cm ²)	peso (kg)	consumo aria (litri/colpo)	dimensioni (mm - L x W x H)	azionamento
		model	applicable sizes (inch)	magazine capacity (pieces)	pressure (PSI)	weight (lbs)	air consumption (l/cycle)	dimensions (inch - L x W x H)

UTILIZZI APPLICATIONS




PER GRAFFE FOR STAPLES

METAL (80 - 92)



POLYMER (83P)



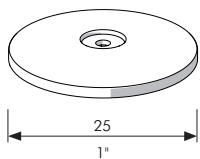
SPECIFICHE SPECIFICATIONS

Dischi per stelo 100
Disk per stick 100



Copertura legname
Lumber wrapping

MINI	DK*	10 ÷ 16	-	5 ÷ 6,5	1,60	0,18	223 x 128 x 265	AD
		3/8" ÷ 5/8"	-	70 ÷ 95	3,53	0,00636	8-3/4" x 5-1/16" x 10-7/16"	



Serie chiodatrice Tool series	modello	misure impieghiabili (mm)	capacità caricatore (n.punti)	pressione (kg/cm ²)	peso (kg)	consumo aria (litri/colpo)	dimensioni (mm - L x W x H)	azionamento
		model	applicable sizes (inch)	magazine capacity (pieces)	pressure (PSI)	weight (lbs)	air consumption (l/cycle)	dimensions (inch - L x W x H)

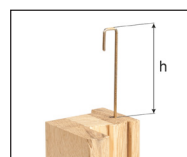
GRAFFE GRUCCIA
STAPLES FOR HANGING

M3PF

UTILIZZI APPLICATIONS



M3.75 PF
M3.75 PF1




M3.75 PF = 58 ÷ 60 mm
M3.75 PF1 = 48 ÷ 50 mm

SPECIFICHE SPECIFICATIONS

Punti per barretta 60
Staples per strip 60

Finitura zincato
Finishing galvanized

840	M3.75 PF*	75	90	5 ÷ 6	2,39	1,40	355 x 98 x 352	SQ
		3"	90	70 ÷ 90	5,27	0,0494	14" x 3-7/8" x 13-7/8"	
	M3.75 PF1*	75	90	5 ÷ 6	2,39	1,40	355 x 98 x 352	SQ
		3"	90	70 ÷ 90	5,27	0,0494	14" x 3-7/8" x 13-7/8"	



Gauge: 15
Crown: .437" (7/16")

Serie chiodatrice FOOD SERIES	modello	misure impiegabili (mm)	capacità caricatore (n.punti)	pressione (kg/cm ²)	peso (kg)	consumo aria (litri/colpo)	dimensioni (mm - L x W x H)	azionamento
	model	applicable sizes (inch)	magazine capacity (pieces)	pressure (PSI)	weight (lbs)	air consumption (l/cycle)	dimensions (inch - L x W x H)	actuation

UTILIZZI APPLICATIONS



SPECIFICHE SPECIFICATIONS

Punti per barretta 50
Staples per strip 50

Finitura alluminio
Finishing aluminium

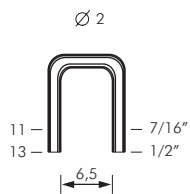


HR-PS II

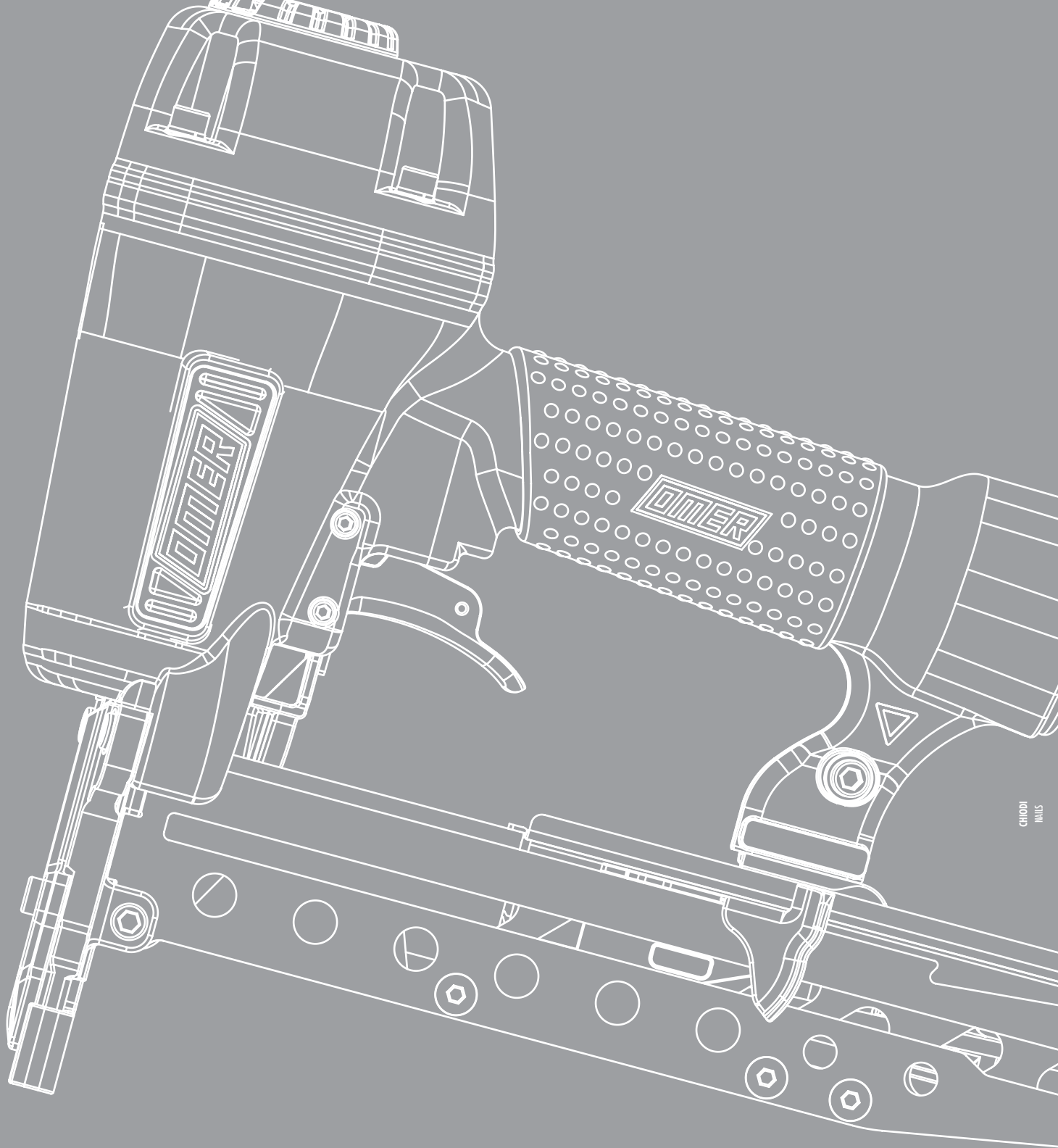


Chiusura sacchetti
Polypropylene bag closing

SPC	HR-PS II	11 ÷ 13	150	-	6,00	-	415 x 162 x 765	M
		7/16" ÷ 1/2"	150	-	13,22	-	16-3/8" x 6-3/8" x 30-1/8"	



Gauge: 14
Crown: .393" (3/8")



CHIODI
NAILS

CHIODI NAILS

Stecca / Strip

Roofing / Roofing

Rotolo PVC 0° / 0° Coil PVC

Rotolo PVC 16° / 16° Coil PVC

Rotolo Elettr. 16° / 16° Wire Coil

EPAL / EPAL

Stecca PVC 21° / 21° Strip PVC

Stecca Carta 34° / 34° Strip Paper

Stecca Carta 30° e PVC 30° / 30° Strip Paper and 30° PVC

FN21

serie chiodatrice tool series	modello	misure impiegabili (mm)	capacità caricatore (n.punti)	pressione (kg/cm ²)	peso (kg)	consumo aria (litri/colpo)	dimensioni (mm - L x W x H)	azionamento
	model	applicable sizes (inch)	magazine capacity (pieces)	pressure (PSI)	weight (lbs)	air consumption (#/cycle)	dimensions (inch - L x W x H)	actuation

SPECIFICHE SPECIFICATIONS

Punti
per barretta 38
Nails
per strip 38

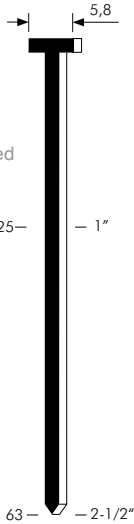
Finitura zincato
Finishing galvanized

A richiesta inox
On request stainless
steel

1,90x2,15

Gauge: 14

Head width: .228"



TN.732

740	TN.732	18 ÷ 32	80	5 ÷ 7,5	1,95	0,75	295 x 94 x 257	SQ
		11/16" ÷ 1-1/4"	80	70 ÷ 105	4,30	0,0264	11-5/8" x 3-11/16" x 10-1/8"	

TN22

SPECIFICHE SPECIFICATIONS

Punti
per barretta 37
Nails
per strip 37

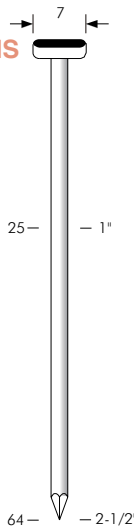
Finitura lucido
Finishing bright

∅ 2,20

Gauge: 13,5

Shank dia: .086"

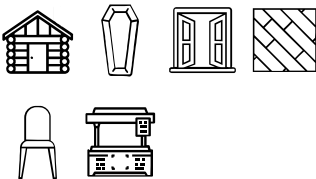
Head width: .275"



TN.64

840	TN.64	32 ÷ 64	80	5 ÷ 8,3	2,14	1,40	323 x 98 x 293	SQ
		1-1/4" ÷ 2-1/2"	80	70 ÷ 120	4,71	0,0494	12-11/16" x 3-7/8" x 11-9/16"	

UTILIZZI APPLICATIONS



serie chiodatrice Tool series	modello	misure impieghiabili (mm)	capacità caricatore (n.punti)	pressione (kg/cm ²)	peso (kg)	consumo aria (litri/colpo)	dimensioni (mm - L x W x H)	azionamento
	model	applicable sizes (inch)	magazine capacity (pieces)	pressure (PSI)	weight (lbs)	air consumption (ft ³ /cycle)	dimensions (inch - L x W x H)	actuation

CHIODI
NAILS

TN22 Beton

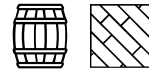


TN.715 - TN.732



Versione 104 (Fissaggio clip)
104 version (Clip Fixing)

UTILIZZI APPLICATIONS



740	TN.715*	13 ÷ 15	80	5 ÷ 7,5	1,95	0,75	295 x 94 x 257	SQ
		1/2" ÷ 9/16"	80	70 ÷ 105	4,30	0,0264	11-5/8" x 3-11/16" x 10-1/8"	
	TN.732*	18 ÷ 32	80	5 ÷ 7,5	1,95	0,75	295 x 94 x 257	SQ
		11/16" ÷ 1-1/4"	80	70 ÷ 105	4,30	0,0264	11-5/8" x 3-11/16" x 10-1/8"	
	TN.732-104*	18 ÷ 32	80	5 ÷ 7,5	1,95	0,75	295 x 94 x 261	SQ
		11/16" ÷ 1-1/4"	80	70 ÷ 105	4,30	0,0264	11-5/8" x 3-11/16" x 10-1/4"	

SPECIFICHE SPECIFICATIONS

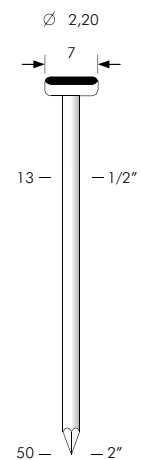
Punti per barretta 40
Nails per strip 40

Finitura temprato
zincato
Finishing galvanized
hardened



TN.64

840	TN.64	32 ÷ 64	80	5 ÷ 8,3	2,14	1,40	323 x 98 x 293	SQ
		1-1/4" ÷ 2-1/2"	80	70 ÷ 120	4,71	0,0494	12-11/16" x 3-7/8" x 11-9/16"	



Gauge: 13,5
Shank dia: .086"
Head width: .275"

ST15

Serie chiodatrice Tool series	modello	misure impiegabili (mm)	capacità caricatore (n.punti)	pressione (kg/cm ²)	peso (kg)	consumo aria (litri/colpo)	dimensioni (mm - L x W x H)	azionamento
	model	applicable sizes (inch)	magazine capacity (pieces)	pressure (PSI)	weight (lbs)	air consumption (ft ³ /cycle)	dimensions (inch - L x W x H)	actuation

UTILIZZI APPLICATIONS



SPECIFICHE SPECIFICATIONS

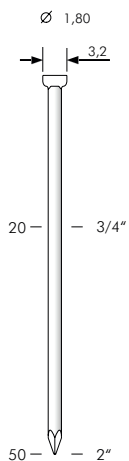
Punti per barretta 50
Nails per strip 50

Finitura temprato
zincato
Finishing galvanized
hardned



ST15.50 A

420	ST15.50 A	20 ÷ 50	73	5 ÷ 7,5	1,50	0,58	229 x 58 x 276	SQ
		3/4" ÷ 2"	73	70 ÷ 105	3,30	0,0205	9-1/16" x 2-5/16" x 10-7/8"	



Gauge: 15
Shank dia: .071"
Head width: .126"

serie chiodatrice tool series	modello	diametro gambo (mm)	misure impiegabili (mm)	capacità caricatore (n.punti)	pressione (kg/cm ²)	peso (kg)	consumo aria (litri/colpo)	dimensioni (mm - L x W x H)	azionamento
	model	shank diameter (inch)	applicable sizes (inch)	magazine capacity (pieces)	pressure (PSI)	weight (lbs)	air consumption (ft ³ /cycle)	dimensions (inch - L x W x H)	actuation

ROOFING
ROOFING

RCNW 31

UTILIZZI APPLICATIONS



SPECIFICHE SPECIFICATIONS

Punti per rotolo 120
Nails per coil 120

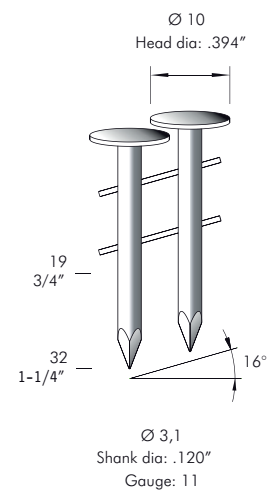
Finitura zincato
Finishing galvanized

A richiesta zincato a caldo
On request hot-dip galvanized



CN31.45

MORE	CN31.45	3,1	19 ÷ 45	120	5 ÷ 8	2,25	1,21	287 x 116 x 273	AC / SQ
		.120"	3/4" ÷ 1-3/4"	120	70 ÷ 115	4,96	0,0427	11-5/16" x 4-9/16" x 10-3/4"	



Avvolgimento conico
Conical winding

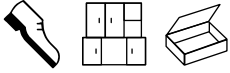


CHIODI ROLOLO PVC 0°
PVC COIL NAILS 0°

serie chiodatrice tool series	modello	diametro gambo (mm)	misure impiegabili (mm)	capacità caricatore (n.punti)	pressione (kg/cm ²)	peso (kg)	consumo aria (litri/coil(po))	dimensioni (mm - L x W x H)	azionamento
	model	shank diameter (inch)	applicable sizes (inch)	magazine capacity (pieces)	pressure (PSI)	weight (lbs)	air consumption (ft ³ /cycle)	dimensions (inch - L x W x H)	actuation

CNP 18

UTILIZZI APPLICATIONS



SPECIFICHE SPECIFICATIONS

Punti per rotolo 150
Nails per coil 150

Finitura lucido
Finishing bright

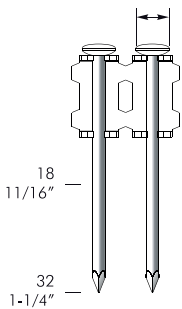
A richiesta zincato
On request galvanized

Gambo a richiesta
Shank on request



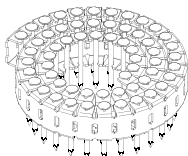
CN21.32

Ø 4,5 ÷ Ø 5
Head dia: .177" ÷ .197"



Ø 1,8
Shank dia: .071"
Gauge: 15

Avvolgimento piatto
Flat winding



MORE	CN21.32	1,8	16 ÷ 32	150	5 ÷ 7	1,15	0,73	255 x 100 x 213	AC / SQ
		.071"	5/8" ÷ 1-1/4"	150	70 ÷ 100	2,54	0,0258	10" x 3-15/16" x 8-3/8"	

serie chiodatrice tool series	modello	diametro gambo (mm)	misure impiegabili (mm)	capacità caricatore (n.punti)	pressione (kg/cm ²)	peso (kg)	consumo aria (litri/colpo)	dimensioni (mm - L x W x H)	azionamento
	model	shank diameter (inch)	applicable sizes (inch)	magazine capacity (pieces)	pressure (PSI)	weight (lbs)	air consumption (ft ³ /cycle)	dimensions (inch - L x W x H)	actuation

CHIODI ROTOLO PVC 0°
PVC COIL NAILS 0°

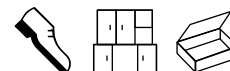
CNP 21



CN21.32 A

MORE	CN21.32 A *	2,03	16 ÷ 32	150	5 ÷ 7	1,15	0,73	255 x 100 x 213	AC / SQ
		.080"	5/8" ÷ 1-1/4"	150	70 ÷ 100	2,54	0,0258	10" x 3-15/16" x 8-3/8"	

UTILIZZI APPLICATIONS



SPECIFICHE SPECIFICATIONS

Punti per rotolo Nails per coil	150 150
Finitura Finishing	lucido bright
A richiesta On request	zincato galvanized



CN21.32 D1



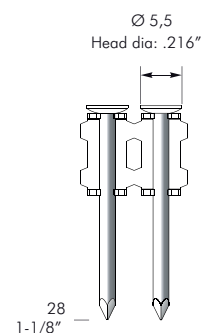
Costruzione cassette
Wooden cases production



Costruzione cassette
Wooden cases production

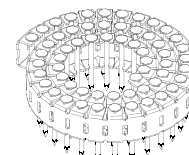
MORE	CN21.32 D1 *	2,03	16 ÷ 32	150	5 ÷ 7	1,33	0,73	274 x 100 x 238	AC / SQ
		.080"	5/8" ÷ 1-1/4"	150	70 ÷ 100	2,93	0,0258	10-13/16" x 3-15/16" x 9-3/8"	

Gambo a richiesta
Shank on request



Ø 2,03
Shank dia: .080"
Gauge: 14

Avvolgimento piatto
Flat winding



CN21.32 CD1



Costruzione cassette
Wooden cases production



Costruzione cassette
Wooden cases production


MORE	CN21.32 CD1 *	2,03	16 ÷ 32	150	5 ÷ 7	1,40	0,73	255 x 100 x 238	AR
		.080"	5/8" ÷ 1-1/4"	150	70 ÷ 100	3,09	0,0258	10" x 3-15/16" x 9-3/8"	

CHIODI ROLOLO PVC 16°
PVC COIL NAILS 16°

serie chiodatrice tool series	modello	diámetro gambo (mm)	misure impiegabili (mm)	capacità caricatore (n.punti)	pressione (kg/cm ²)	peso (kg)	consumo aria (litri/co/po)	dimensioni (mm - L x W x H)	azionamento
	model	shank diameter (inch)	applicable sizes (inch)	magazine capacity (pieces)	pressure (PSI)	weight (lbs)	air consumption (ft ³ /cycle)	dimensions (inch - L x W x H)	actuation

CNP 203

UTILIZZI APPLICATIONS



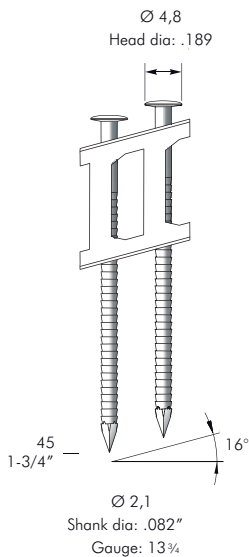
SPECIFICHE SPECIFICATIONS

Punti per rotolo Nails per coil	175 175
Finitura Finishing	inox stainless steel




CN25.50

MORE CN25.50	2,1 ÷ 2,3	32 ÷ 50	175	5 ÷ 8	2,00	1,65	305 x 128 x 285	AC / SQ
	.082" ÷ .92"	1-1/4" ÷ 2"	175	70 ÷ 115	4,40	0,05827	12" x 5-1/16" x 11-1/4"	



Avvolgimento piatto
Flat winding



serie chiodatrice tool series	modello	diametro gambo (mm)	misure impiegabili (mm)	capacità caricatore (n.punti)	pressione (kg/cm ²)	peso (kg)	consumo aria (litri/colpo)	dimensioni (mm - L x W x H)	azionamento
	model	shank diameter (inch)	applicable sizes (inch)	magazine capacity (pieces)	pressure (PSI)	weight (lbs)	air consumption (ft ³ /cycle)	dimensions (inch - L x W x H)	actuation

CHIODI ROLOLO PVC 16°
PVC COIL NAILS 16°

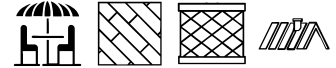
CNP 23



CN25.50

MORE	CN25.50	2,1 ÷ 2,3	32 ÷ 50	175	5 ÷ 8	2,00	1,65	305 x 128 x 285	AC / SQ
		.082" ÷ .092"	1-1/4" ÷ 2"	175	70 ÷ 115	4,40	0,05827	12" x 5-1/16" x 11-1/4"	

UTILIZZI APPLICATIONS



SPECIFICHE SPECIFICATIONS

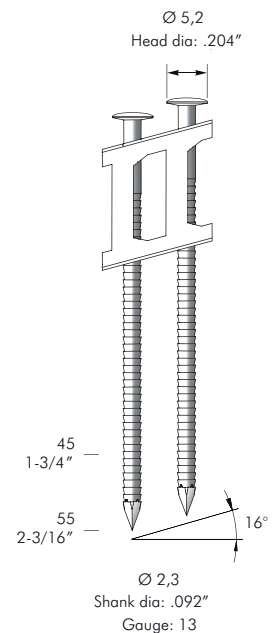
Punti per rotolo 175
Nails per coil 175

Finitura inox
Finishing stainless steel

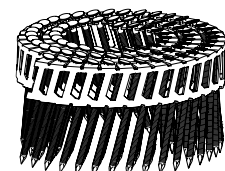


CN28.65

MORE	CN28.65	2,3 ÷ 2,5	32 ÷ 65	175	5 ÷ 8	2,05	2,97	310 x 128 x 326	AC / SQ
		.092" ÷ .099"	1-1/4" ÷ 2-1/2"	175	70 ÷ 115	4,50	0,10488	12-3/16" x 5-1/16" x 12-7/8"	



Avvolgimento piatto
Flat winding

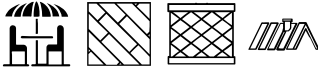


CHIODI ROLOLO PVC 16°
PVC COIL NAILS 16°

serie chiodatrice tool series	modello	diámetro gambo (mm)	misure impiegabili (mm)	capacità caricatore (n.punti)	pressione (kg/cm ²)	peso (kg)	consumo aria (litri/coil(po))	dimensioni (mm - L x W x H)	azionamento
	model	shank diameter (inch)	applicable sizes (inch)	magazine capacity (pieces)	pressure (PSI)	weight (lbs)	air consumption (ft ³ /cycle)	dimensions (inch - L x W x H)	actuation

CNP 25

UTILIZZI
APPLICATIONS



SPECIFICHE
SPECIFICATIONS

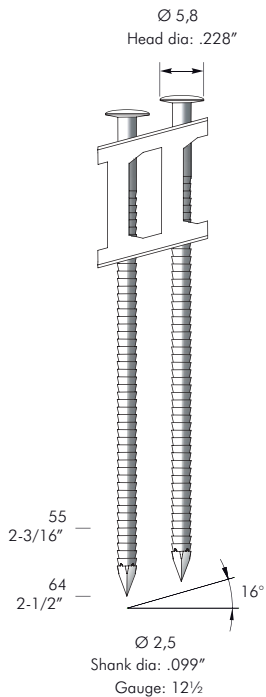
Punti per rotolo 175
Nails per coil 175

Finitura inox
Finishing stainless steel




CN28.65

MORE	CN28.65	2,3 ÷ 2,5	32 ÷ 65	175	5 ÷ 8	2,05	2,97	310 x 128 x 326	AC / SQ
		.092" ÷ .099"	1-1/4" ÷ 2-1/2"	175	70 ÷ 115	4,50	0,10488	12-3/16" x 5-1/16" x 12-7/8"	



Avvolgimento piatto
Flat winding



serie chiodatrice tool series	modello	diametro gambo (mm)	misure impiegabili (mm)	capacità caricatore (n.punti)	pressione (kg/cm ²)	peso (kg)	consumo aria (litri/colpo)	dimensioni (mm - L x W x H)	azionamento
	model	shank diameter (inch)	applicable sizes (inch)	magazine capacity (pieces)	pressure (PSI)	weight (lbs)	air consumption (ft ³ /cycle)	dimensions (inch - L x W x H)	actuation

CHIODI ROLOLO PVC 16°
PVC COIL NAILS 16°

CNP 40

UTILIZZI APPLICATIONS



Metal connectors
Metal connectors

SPECIFICHE SPECIFICATIONS

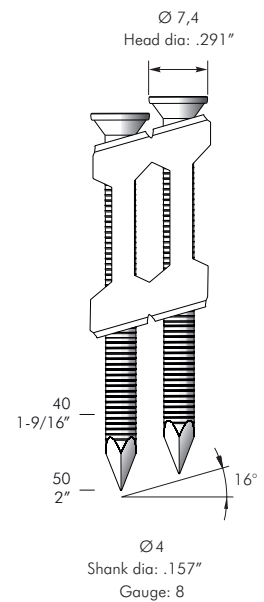
Punti per rotolo 100
Nails per coil 100

Finitura zincato
Finishing galvanized

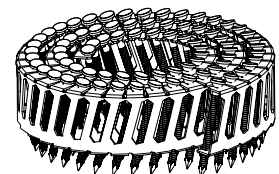


CNP33.65 MC

MORE	CNP33.65 MC	4	40 ÷ 65	100	5 ÷ 8	2,30	1,6	278 x 100 x 317	SQ
		.157"	1-9/16"÷2-1/2"	100	70 ÷ 115	5,07	0,0427	11" x 4" x 12-1/2"	



Avvolgimento piatto
Flat winding




CHIODI ROLOLO ELETTR. 16°
WIRE COIL NAILS 16°

serie chiodatrice tool series	modello	diametro gambo (mm)	misure impiegabili (mm)	capacità caricatore (n.punti)	pressione (kg/cm ²)	peso (kg)	consumo aria (litri/colpo)	dimensioni (mm - L x W x H)	azionamento
	model	shank diameter (inch)	applicable sizes (inch)	magazine capacity (pieces)	pressure (PSI)	weight (lb)	air consumption (ft ³ /cycle)	dimensions (inch - L x W x H)	actuation

CNW 21

UTILIZZI APPLICATIONS



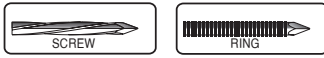
SPECIFICHE SPECIFICATIONS

Punti per rotolo 350
Nails per coil 350

Finitura lucido
Finishing bright

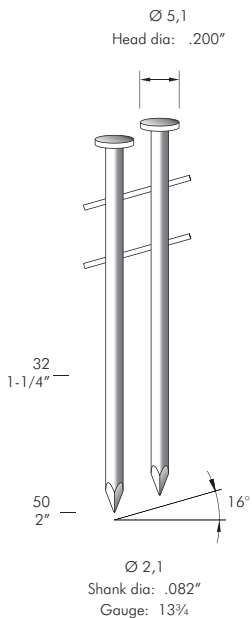
A richiesta zincato, inox
On request galvanized,
stainless steel

Gambo a richiesta
Shank on request

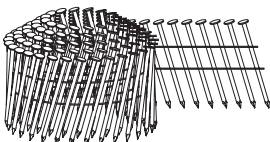


CN25.50

MORE	CN25.50	2,1 ÷ 2,3	32 ÷ 50	350	5 ÷ 8	2,00	1,65	305 x 128 x 285	AC / SQ
		.082" ÷ .092"	1-1/4" ÷ 2"	350	70 ÷ 115	4,40	0,0583	12" x 5-1/16" x 11-1/4"	



Avvolgimento conico
Conical winding



modello	diametro gambo (mm)	misure impiegabili (mm)	capacità caricatore (n.punti)	pressione (kg/cm ²)	peso (kg)	consumo aria (litri/colpo)	dimensioni (mm - L x W x H)	azionamento
model	shank diameter (inch)	applicable sizes (inch)	magazine capacity (pieces)	pressure (PSI)	weight (lbs)	air consumption (ft ³ /cycle)	dimensions (inch - L x W x H)	actuation

CHIODI ROTOLO ELETTR. 16°
WIRE COIL NAILS 16°


CNW 203



CN23.57

MORE	CN23.57	2,1 ÷ 2,3	25 ÷ 57	350	5 ÷ 8	2,67	1,70	310 x 132 x 285	AC
		.082" ÷ .092"	1" ÷ 2-1/4"	350	70 ÷ 115	5,89	0,06003	12-3/16" x 5-3/16" x 11-1/4"	

UTILIZZI APPLICATIONS



CN25.50

MORE	CN25.50	2,1 ÷ 2,3	32 ÷ 50	350	5 ÷ 8	2,00	1,65	305 x 128 x 285	AC / SQ
		.082" ÷ .092"	1-1/4" ÷ 2"	350	70 ÷ 115	4,40	0,0583	12" x 5-1/16" x 11-1/4"	

SPECIFICHE SPECIFICATIONS

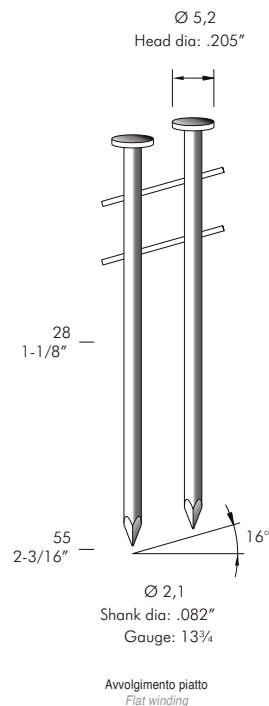
Punti per rotolo Nails per coil	350 350
Finitura Finishing	lucido bright
A richiesta On request	zincato, inox, bobina jumbo galvanized, stainless steel, jumbo coil

Gambo a richiesta
Shank on request



CN25.65

MORE	CN25.65	2,1 ÷ 2,5	38 ÷ 65	350	5 ÷ 8	2,75	1,90	300 x 130 x 312	AC
		.082" ÷ .099"	1-1/2" ÷ 2-1/2"	350	70 ÷ 115	6,06	0,0672	11-7/8" x 5-1/8" x 12-1/4"	

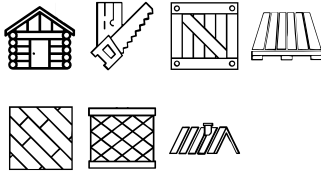


CHIODI ROLOLO ELETTR. 16°
WIRE COIL NAILS 16°

Serie chiodatrice Tool series	modello	diámetro gambo (mm)	misure impiegabili (mm)	capacità caricatore (n.punti)	pressione (kg/cm ²)	peso (kg)	consumo aria (litri/coilpo)	dimensioni (mm - L x W x H)	azionamento
	model	shank diameter (inch)	applicable sizes (inch)	magazine capacity (pieces)	pressure (PSI)	weight (lbs)	air consumption (ft ³ /cycle)	dimensions (inch - L x W x H)	actuation

CNW 23

**UTILIZZI
APPLICATIONS**



CN23.57

**SPECIFICHE
SPECIFICATIONS**

Punti per rololo 300
Nails per coil 300

Finitura lucido
Finishing bright

A richiesta zincato, inox,
On request galvanized, stainless steel, jumbo coil

Gambo a richiesta
Shank on request

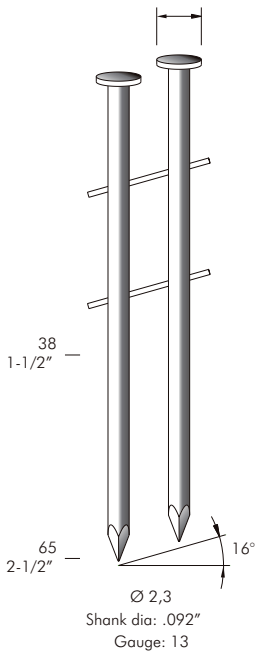


MORE CN23.57	2,1 ÷ 2,3	25 ÷ 57	300	5 ÷ 8	2,67	1,70	310 x 132 x 285	AC
	.082" ÷ .092"	1" ÷ 2-1/4"	300	70 ÷ 115	5,89	0,06	12-3/16" x 5-3/16" x 11-1/4"	



CN25.65

Ø 5,4 ÷ Ø 5,9
Head dia: .212" ÷ .232"

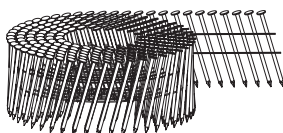


MORE CN25.65	2,1 ÷ 2,5	38 ÷ 65	300	5 ÷ 8	2,75	1,90	300 x 130 x 312	AC
	.082" ÷ .099"	1-1/2" ÷ 2-1/2"	300	70 ÷ 115	6,06	0,0671	11-7/8" x 5-1/8" x 12-1/4"	



CN28.65

Avvolgimento piatto
Flat winding



MORE CN28.65	2,3 ÷ 2,5	32 ÷ 65	300	5 ÷ 8	2,05	2,97	310 x 128 x 326	AC / SQ
	.092" ÷ .099"	1-1/4" ÷ 2-1/2"	300	70 ÷ 115	4,50	0,105	12-3/16" x 5-1/16" x 12-7/8"	

serie chiodatrice Tool series	modello	diametro gambo (mm)	misure impiegabili (mm)	capacità caricatore (n.punti)	pressione (kg/cm ²)	peso (kg)	consumo aria (litri/colpo)	dimensioni (mm - L x W x H)	azionamento
	model	shank diameter (inch)	applicable sizes (inch)	magazine capacity (pieces)	pressure (PSI)	weight (lbs)	air consumption (ft ³ /cycle)	dimensions (inch - L x W x H)	actuation

CHIODI ROTOLO ELETTR. 16°
WIRE COIL NAILS 16°

CNW 25



CN25.65

MORE	CN25.65	2,1 ÷ 2,5	38 ÷ 65	300	5 ÷ 8	2,75	1,90	300 x 130 x 312	AC
		.082" ÷ .099"	1-1/2" ÷ 2-1/2"	300	70 ÷ 115	6,06	0,0671	11-7/8" x 5-1/8" x 12-1/4"	



CN28.65

MORE	CN28.65	2,3 ÷ 2,5	32 ÷ 65	300	5 ÷ 8	2,05	2,97	310 x 128 x 326	AC / SQ
		.092" ÷ .099"	1-1/4" ÷ 2-1/2"	300	70 ÷ 115	4,50	0,105	12-3/16" x 5-1/16" x 12-7/8"	



CN29.70


MORE	CN29.70	2,5 ÷ 2,9	45 ÷ 70	300	5 ÷ 8	3,60	2,69	350 x 129 x 316	AC
		.099" ÷ .113"	1-3/4" ÷ 2-3/4"	300	70 ÷ 115	7,90	0,095	13-3/4" x 5-1/16" x 12-7/16"	



CN33.83

MORE	CN33.83	2,5 ÷ 3,3	50 ÷ 83	225 ÷ 250	5 ÷ 8	3,90	2,60	350 x 132 x 364	AC
		.099" ÷ .131"	2" ÷ 3-1/4"	225 ÷ 250	70 ÷ 115	8,60	0,0918	13-3/4" x 5-3/16" x 14-5/16"	

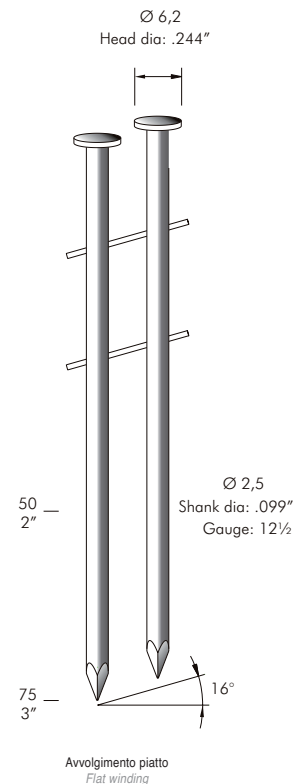
UTILIZZI APPLICATIONS



SPECIFICHE SPECIFICATIONS

Punti per rotolo Nails per coil	300 300
Finitura Finishing	lucido bright
A richiesta On request	zincato, inox, bobina jumbo galvanized, stainless steel, jumbo coil

Gambo a richiesta
Shank on request

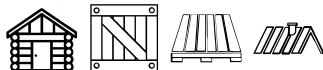


CHIODI ROLOE ELETTR. 16°
WIRE COIL NAILS 16°

Serie chiodature Tool series	modello	diametro gambo (mm)	misure impiegabili (mm)	capacità caricatore (n.punti)	pressione (kg/cm ²)	peso (kg)	consumo aria (litri/coil(po))	dimensioni (mm - L x W x H)	azionamento
	model	shank diameter (inch)	applicable sizes (inch)	magazine capacity (pieces)	pressure (PSI)	weight (lbs)	air consumption (ft ³ /cycle)	dimensions (inch - L x W x H)	actuation

CNW 28

UTILIZZI APPLICATIONS



SPECIFICHE SPECIFICATIONS

Punti per rotolo 225 ÷ 250
Nails per coil 225 ÷ 250

Finitura lucido
Finishing bright

A richiesta zincato, inox,
bobina jumbo
On request galvanized,
stainless steel,
jumbo coil

Gambo a richiesta Shank on request



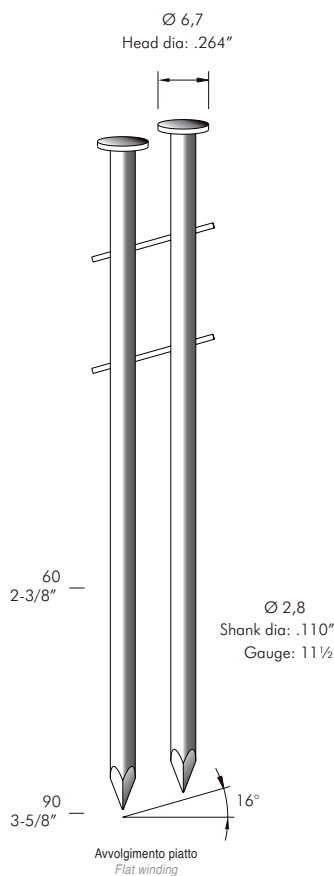
CN29.70

MORE	CN29.70	2,5 ÷ 2,9	45 ÷ 70	225 ÷ 250	5 ÷ 8	3,60	2,69	350 x 129 x 316	AC
		.099" ÷ .113"	1-3/4" ÷ 2-3/4"	225 ÷ 250	70 ÷ 115	7,90	0,095	13-3/4" x 5-1/16" x 12-7/16"	



CN33.83

MORE	CN33.83	2,5 ÷ 3,3	50 ÷ 83	225 ÷ 250	5 ÷ 8	2,60	3,68	350 x 132 x 364	AC
		.099" ÷ .131"	2" ÷ 3-1/4"	225 ÷ 250	70 ÷ 115	0,0918	0,13	13-3/4" x 5-3/16" x 14-5/16"	



CN33.90

MORE	CN33.90	2,5 ÷ 3,3	45 ÷ 90	225 ÷ 250	5 ÷ 8	3,90	2,90	388 x 145 x 370	AC
		.099" ÷ .131"	1-3/4" ÷ 3-5/8"	225 ÷ 250	70 ÷ 115	8,60	0,1024	15-1/4" x 5-1/2" x 14-9/16"	



modello	diametro gambo (mm)	misure impiegabili (mm)	capacità caricatore (n.punti)	pressione (kg/cm²)	peso (kg)	consumo aria (litri/colpo)	dimensioni (mm - L x W x H)	azionamento
model	shank diameter (inch)	applicable sizes (inch)	magazine capacity (pieces)	pressure (PSI)	weight (lbs)	air consumption (ft³/cycle)	dimensions (inch - L x W x H)	actuation

CHIODI ROTOLO ELETTR. 16°
WIRE COIL NAILS 16°

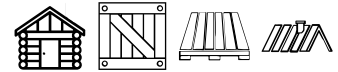
CNW 31



CN33.83

MORE	CN33.83	2,5 ÷ 3,3	50 ÷ 83	225	5 ÷ 8	3,90	2,60	350 x 132 x 364	AC
		.099" ÷ .131"	2" ÷ 3-1/4"	225	70 ÷ 115	8,60	0,092	13-3/4" x 5-3/16" x 14-5/16"	

UTILIZZI APPLICATIONS



SPECIFICHE SPECIFICATIONS

Punti per rotolo 225
Nails per coil 225

Finitura lucido
Finishing bright

A richiesta zincato, inox,
bobina jumbo
On request galvanized,
stainless steel,
jumbo coil

Gambo a richiesta Shank on request



CN33.90

MORE	CN33.90	2,5 ÷ 3,3	45 ÷ 90	225	5 ÷ 8	3,90	2,90	388 x 145 x 370	AC
		.099" ÷ .131"	1-3/4" ÷ 3-5/8"	225	70 ÷ 115	8,60	0,1024	15-1/4" x 5-1/2" x 14-9/16"	

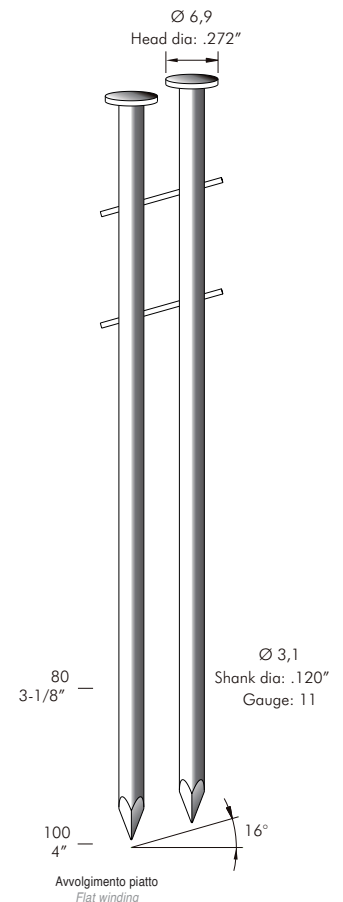


CN38.100



CN38.130

MORE	CN38.100	2,8 ÷ 3,8	57 ÷ 100	225	5 ÷ 8	5,25	3,30	338 x 153 x 418	AC
		.110" ÷ .150"	2-1/4" ÷ 4"	225	70 ÷ 115	11,57	0,1165	13-5/16" x 6" x 16-1/2"	
MORE	CN38.130	3,1 ÷ 3,8	75 ÷ 130	225	5 ÷ 8	5,80	3,80	338 x 153 x 479	SQ
		.122" ÷ .150"	3" ÷ 5"	225	70 ÷ 115	12,80	0,1342	13-5/16" x 6" x 18-7/8"	



CHIODI ROLOE ELETTR. 16°
WIRE COIL NAILS 16°

serie chiodatrice TOOL SERIES	modello	diametro gambo (mm)	misure impiegabili (mm)	capacità caricatore (n.punti)	pressione (kg/cm ²)	peso (kg)	consumo aria (litri/coilpo)	dimensioni (mm - L x W x H)	azionamento
	model	shank diameter (inch)	applicable sizes (inch)	magazine capacity (pieces)	pressure (PSI)	weight (lbs)	air consumption (ft ³ /cycle)	dimensions (inch - L x W x H)	actuation

CNW 34

UTILIZZI APPLICATIONS



SPECIFICHE SPECIFICATIONS

Punti per rotolo 150
Nails per coil 150

Finitura lucido
Finishing bright

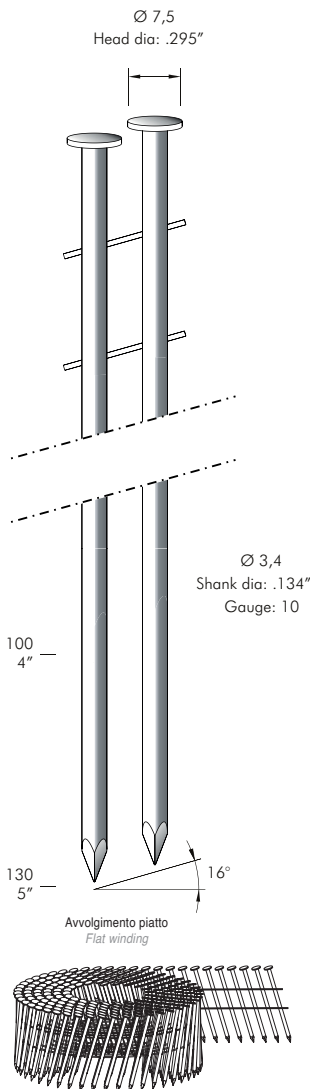
A richiesta zincato
On request galvanized

Gambo a richiesta Shank on request



CN38.100

MORE	CN38.100		150	5 ÷ 8	5,25	3,30	338 x 153 x 418	AC
	.110" ÷ .150"	57 ÷ 100 2-1/4" ÷ 4"						



CN38.130

MORE	CN38.130		150	5 ÷ 8	5,80	3,80	338 x 153 x 479	SQ
	.122" ÷ .150"	75 ÷ 130 3" ÷ 5"						

modello	diametro gambo (mm)	misure impiegabili (mm)	capacità caricatore (n.punti)	pressione (kg/cm ²)	peso (kg)	consumo aria (litri/colpo)	dimensioni (mm - L x W x H)	azionamento
model	shank diameter (inch)	applicable sizes (inch)	magazine capacity (pieces)	pressure (PSI)	weight (lbs)	air consumption (ft ³ /cycle)	dimensions (inch - L x W x H)	actuation

CHIODI ROTOLO ELETTR. 16°
WIRE COIL NAILS 16°

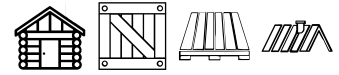
CNW 38



CN38.100

MORE	CN38.100	2,8 ÷ 3,8	57 ÷ 100	125	5 ÷ 8	5,25	3,30	338 x 153 x 418	AC
		.110" ÷ .150"	2-1/4" ÷ 4"	125	70 ÷ 115	11,57	0,1165	13-5/16" x 6" x 16-1/2"	

UTILIZZI APPLICATIONS



SPECIFICHE SPECIFICATIONS

Punti per rotolo 125
Nails per coil 125

Finitura lucido
Finishing bright

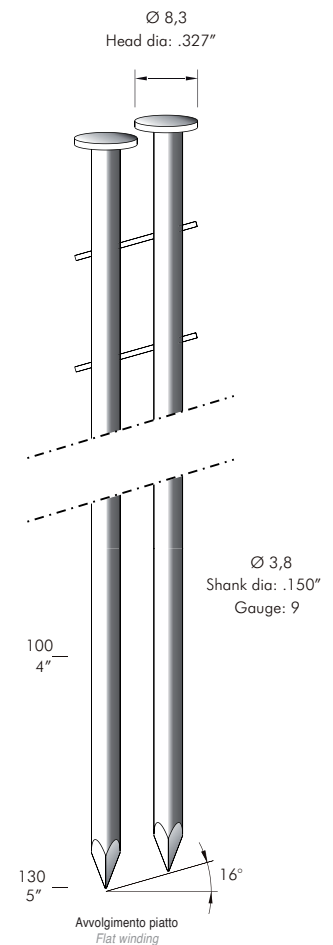
A richiesta zincato
On request galvanized

Gambo a richiesta Shank on request



CN38.130

MORE	CN38.130	3,1 ÷ 3,8	75 ÷ 130	125	5 ÷ 8	5,80	3,80	338 x 153 x 479	SQ
		.122" ÷ .150"	3" ÷ 5"	125	70 ÷ 115	12,80	0,1342	13-5/16" x 6" x 18-7/8"	



Serie chiodatrice Tool series	modello	diametro gambo (mm)	misure impiegabili (mm)	capacità caricatore (n.punti)	pressione (kg/cm ²)	peso (kg)	consumo aria (litri/colpo)	dimensioni (mm - L x W x H)	azionamento
	model	shank diameter (inch)	applicable sizes (inch)	magazine capacity (pieces)	pressure (PSI)	weight (lbs)	air consumption (ft ³ /cycle)	dimensions (inch - L x W x H)	actuation

CNWE 28

UTILIZZI APPLICATIONS



SPECIFICHE SPECIFICATIONS

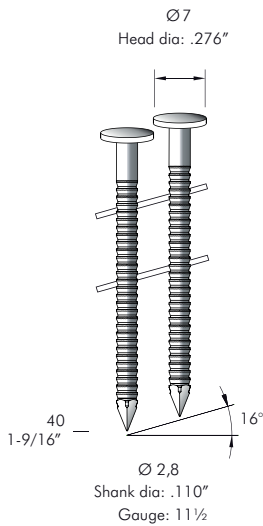
Punti per rotolo 250
Nails per coil 250

Finitura lucido
Finishing bright

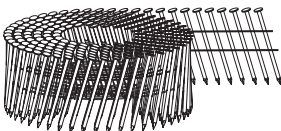


CN29.70

MORE	CN29.70	2,8	40 ÷ 70	250	5 ÷ 8	3,60	2,69	350 x 129 x 316	AC
		.110"	1-9/16" ÷ 2-3/4"	250	70 ÷ 115	7,90	0,095	13-3/4" x 5-1/16" x 12-7/16"	



Avvolgimento piatto
Flat winding



serie chiodatrice tool series	modello	diametro gambo (mm)	misure impiegabili (mm)	capacità caricatore (n.punti)	pressione (kg/cm ²)	peso (kg)	consumo aria (litri/colpo)	dimensioni (mm - L x W x H)	azionamento
	model	shank diameter (inch)	applicable sizes (inch)	magazine capacity (pieces)	pressure (PSI)	weight (lbs)	air consumption (ft ³ /cycle)	dimensions (inch - L x W x H)	actuation

CNWE 33

UTILIZZI APPLICATIONS



SPECIFICHE SPECIFICATIONS


Punti per rotolo 180
Nails per coil 180

Finitura lucido
Finishing bright



CN38.100 EPAL

MORE	CN38.100 EPAL	3,3	57 ÷ 100	180	5 ÷ 8	5,25	3,30	338 x 153 x 418	AC
		.130"	2-1/4" ÷ 4"	180	70 ÷ 115	11,57	0,1165	13-5/16" x 6" x 16-1/2"	



Avvolgimento piatto
Flat winding

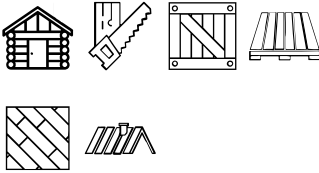


CHIODI STECCA PVC 21°
21° STRIP PVC COLLATED NAILS

serie chiodatrice tool series	modello	diametro gambo (mm)	misure impiegabili (mm)	capacità caricatore (n.punti)	pressione (kg/cm ²)	peso (kg)	consumo aria (litri/colpo)	dimensioni (mm - L x W x H)	azionamento
	model	shank diameter (inch)	applicable sizes (inch)	magazine capacity (pieces)	pressure (PSI)	weight (lbs)	air consumption (ft ³ /cycle)	dimensions (inch - L x W x H)	actuation

SNPA-28

UTILIZZI
APPLICATIONS



SPECIFICHE
SPECIFICATIONS

Punti per barretta 25
Nails per strip 25

Finitura lucido
Finishing bright

A richiesta zincato
On request galvanized

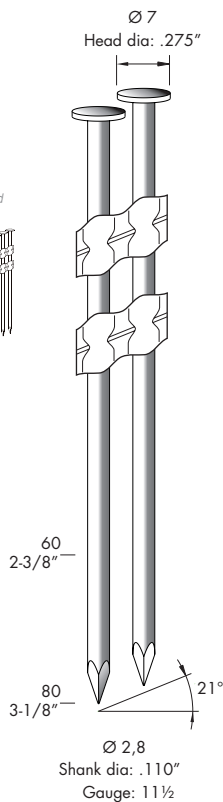

Gambo a richiesta
Shank on request



SN22.100

MORE	SN22.100	2,8 ÷ 3,4	50 ÷ 100	60	5 ÷ 8	3,60	2,27	549 x 139 x 375	SQ
		.110" ÷ .134"	2" ÷ 4"	60	70 ÷ 115	7,90	0,0802	21-5/8" x 5-1/2" x 14-3/4"	

Stecca PVC
Strip PVC collated




modello	diametro gambo (mm)	misure impiegabili (mm)	capacità caricatore (n.punti)	pressione (kg/cm ²)	peso (kg)	consumo aria (litri/colpo)	dimensioni (mm - L x W x H)	azionamento
model	shank diameter (inch)	applicable sizes (inch)	magazine capacity (pieces)	pressure (PSI)	weight (lbs)	air consumption (ft ³ /cycle)	dimensions (inch - L x W x H)	actuation

CHIODI STECCA PVC 21°
21° STRIP PVC COLLATED NAILS

SNPA-31

UTILIZZI APPLICATIONS



SPECIFICHE SPECIFICATIONS

Punti per barretta 25
Nails per strip 25

Finitura lucido
Finishing bright

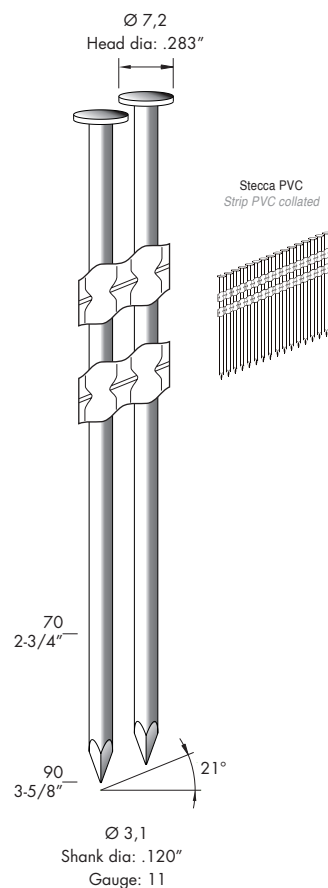
A richiesta zincato
On request galvanized

Gambo a richiesta
Shank on request



SN22.100

MORE	SN22.100	2,8 ÷ 3,4 .110" ÷ .134"	50 ÷ 100 2" ÷ 4"	60 60	5 ÷ 8 70 ÷ 115	3,60 7,90	2,27 0,0802	549 x 139 x 375 21-5/8" x 5-1/2" x 14-3/4"	SQ
------	----------	----------------------------	---------------------	----------	-------------------	--------------	----------------	---	----



CHIODI STECCA PVC 21°
21° STRIP PVC COLLATED NAILS

serie chiodatrice tool series	modello	diametro gambo (mm)	misure impiegabili (mm)	capacità caricatore (n.punti)	pressione (kg/cm ²)	peso (kg)	consumo aria (litri/colpo)	dimensioni (mm - L x W x H)	azionamento
	model	shank diameter (inch)	applicable sizes (inch)	magazine capacity (pieces)	pressure (PSI)	weight (lbs)	air consumption (ft ³ /cycle)	dimensions (inch - L x W x H)	actuation

SNPA-34

UTILIZZI
APPLICATIONS



SPECIFICHE
SPECIFICATIONS

Punti per barretta 25
Nails per strip 25

Finitura lucido
Finishing bright

A richiesta zincato
On request galvanized

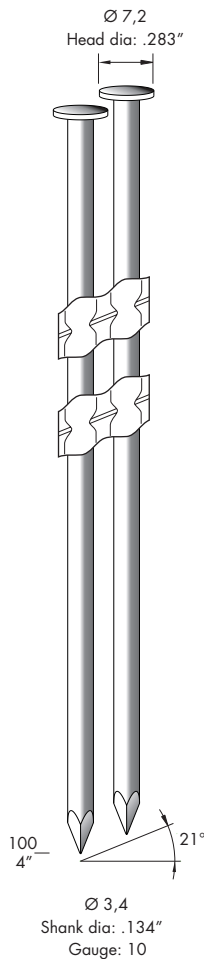
Gambo a richiesta
Shank on request



SN22.100

MORE	SN22.100	2,8 ÷ 3,4	50 ÷ 100	60	5 ÷ 8	3,60	2,27	549 x 139 x 375	SQ
		.110" ÷ .134"	2" ÷ 4"	60	70 ÷ 115	7,90	0,0802	21-5/8" x 5-1/2" x 14-3/4"	

Stecca PVC
Strip PVC collated



modello	diametro gambo (mm)	misure impiegabili (mm)	capacità caricatore (n.punti)	pressione (kg/cm ²)	peso (kg)	consumo aria (litri/colpo)	dimensioni (mm - L x W x H)	azionamento
model	shank diameter (inch)	applicable sizes (inch)	magazine capacity (pieces)	pressure (PSI)	weight (lbs)	air consumption (ft ³ /cycle)	dimensions (inch - L x W x H)	actuation

CHIODI STECCA PVC 21°
21° STRIP PVC COLLATED NAILS

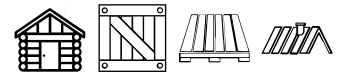
SNPA-38



SN22.130

MORE	SN22.130	3,8 ÷ 4,2	90 ÷ 130	60	5 ÷ 8	6,00	4,01	550 x 174 x 430	SQ
		.150" ÷ .165"	3-9/16" ÷ 5"	60	70 ÷ 115	13,23	0,1416	21-5/8" x 6-7/8" x 17"	

UTILIZZI APPLICATIONS



SPECIFICHE SPECIFICATIONS

Punti per barretta 25
Nails per strip 25

Finitura lucido
Finishing bright

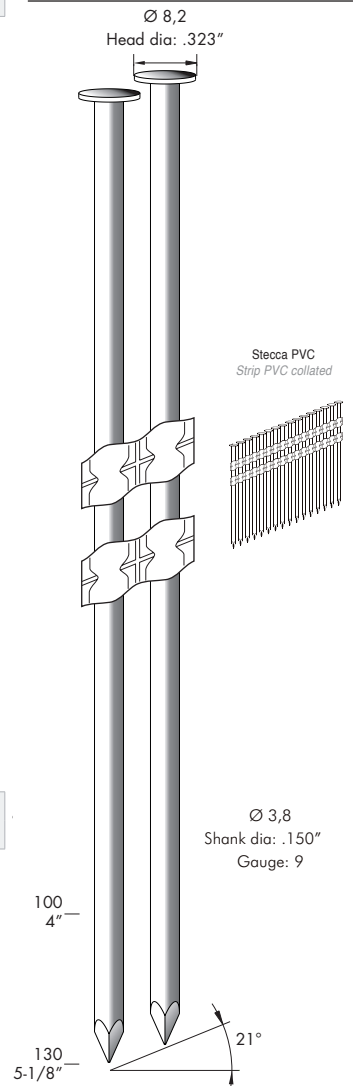
A richiesta zincato
On request galvanized

Gambo a richiesta Shank on request



SN22.160

MORE	SN22.160	3,8 ÷ 4,6	100 ÷ 160	60	5 ÷ 8	6,90	4,96	568 x 180 x 548	FQ
		.150" ÷ .181"	4" ÷ 6-3/8"	60	70 ÷ 115	15,21	0,175	22-3/8" x 7" x 21-9/16"	



CHIODI STECCA PVC 21°
21° STRIP PVC COLLATED NAILS

serie chiodatrice TOOL SERIES	modello	diametro gambo (mm)	misure impiegabili (mm)	capacità caricatore (n.punti)	pressione (kg/cm ²)	peso (kg)	consumo aria (litri/colpo)	dimensioni (mm - L x W x H)	azionamento
	model	shank diameter (inch)	applicable sizes (inch)	magazine capacity (pieces)	pressure (PSI)	weight (lbs)	air consumption (ft ³ /cycle)	dimensions (inch - L x W x H)	actuation


SNPA-42

UTILIZZI
APPLICATIONS



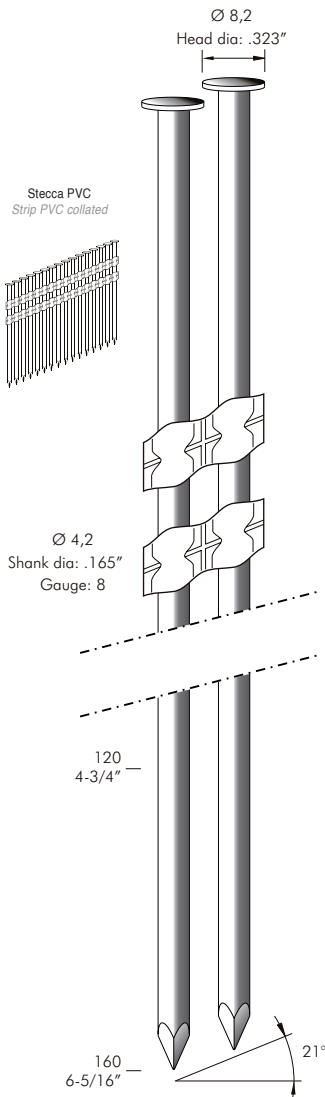
SPECIFICHE
SPECIFICATIONS

Punti per barretta 20
Nails per strip 20
Finitura lucido
Finishing bright
A richiesta zincato
On request galvanized
Gambo a richiesta
Shank on request



SN22.130

MORE	SN22.130	3,8 ÷ 4,2	90 ÷ 130	50	5 ÷ 8	6,00	4,01	550 x 174 x 430	SQ
		.150" ÷ .165"	3-9/16" ÷ 5"	50	70 ÷ 115	13,23	0,1416	21-5/8" x 6-7/8" x 17"	



SN22.160

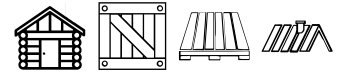
MORE	SN22.160	3,8 ÷ 4,6	100 ÷ 160	50	5 ÷ 8	6,90	4,96	568 x 180 x 548	FQ
		.150" ÷ .181"	4" ÷ 6-3/8"	50	70 ÷ 115	15,21	0,175	22-3/8" x 7" x 21-9/16"	

serie chiodatrice tool series	modello	diametro gambo (mm)	misure impiegabili (mm)	capacità caricatore (n.punti)	pressione (kg/cm ²)	peso (kg)	consumo aria (litri/colpo)	dimensioni (mm - L x W x H)	azionamento
	model	shank diameter (inch)	applicable sizes (inch)	magazine capacity (pieces)	pressure (PSI)	weight (lbs)	air consumption (ft ³ /cycle)	dimensions (inch - L x W x H)	actuation

CHIODI STECCA PVC 21°
21° STRIP PVC COLLATED NAILS

SNPA-46

UTILIZZI APPLICATIONS



SN22.160

SPECIFICHE SPECIFICATIONS

Punti per barretta 22
Nails per strip 22

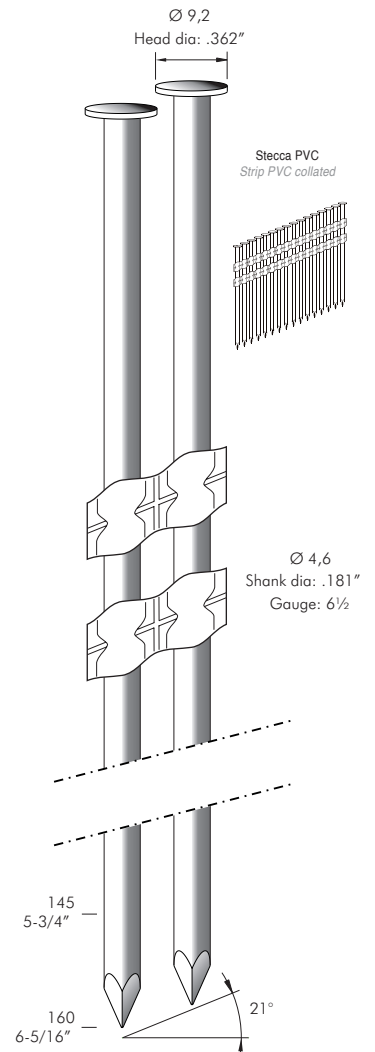
Finitura lucido
Finishing bright

A richiesta zincato
On request galvanized

Gambo a richiesta Shank on request



MORE	SN22.160	3,8 ÷ 4,6	100 ÷ 160	50	5 ÷ 8	6,90	4,96	568 x 180 x 548	FQ
		.150" ÷ .181"	4" ÷ 6-3/8"	50	70 ÷ 115	15,21	0,175	22-3/8" x 7" x 21-9/16"	



CHIODI STECCA CARTA 34°
34° STRIP PAPER NAILS

serie chiodatrice tool series	modello	diametro gambo (mm)	misure impiegabili (mm)	capacità caricatore (n.punti)	colpi per cartuccia di gas	peso (kg)	colpi per carica di batteria	dimensioni (mm - L x W x H)	azionamento
	model	shank diameter (inch)	applicable sizes (inch)	magazine capacity (pieces)	shots per fuel cell	weight (lbs)	shots per battery charge	dimensions (inch - L x W x H)	actuation

SNPB-28

UTILIZZI
APPLICATIONS



SPECIFICHE
SPECIFICATIONS

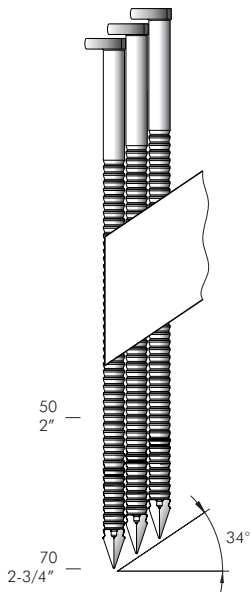
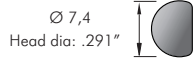
Punti per barretta 40
 Nails per strip 40

Finitura lucido
 Finishing bright

A richiesta zincato
 On request galvanized



GSN34.90



Ø 2,8
 Shank dia: .110"
 Gauge: 11½

MORE	GSN34.90	2,8 ÷ 3,3	50 ÷ 90	60	1200	3,42	4500	374 x 108 x 378	FQ
		.110" ÷ .130"	2" ÷ 3-9/16"	60	1200	7,54	4500	14-3/4" x 4-1/4" x 14-7/8"	

serie chiodatrice Tool series	modello	diametro gambo (mm)	misure impiegabili (mm)	capacità caricatore (n.punti)	colpi per cartuccia di gas	peso (kg)	colpi per carica di batteria	dimensioni (mm - L x W x H)	azionamento
	model	shank diameter (inch)	applicable sizes (inch)	magazine capacity (pieces)	shots per fuel cell	weight (lbs)	shots per battery charge	dimensions (inch - L x W x H)	actuation

CHIODI STECCA CARTA 34°
34° STRIP PAPER NAILS

SNPB-31

UTILIZZI APPLICATIONS



SPECIFICHE SPECIFICATIONS

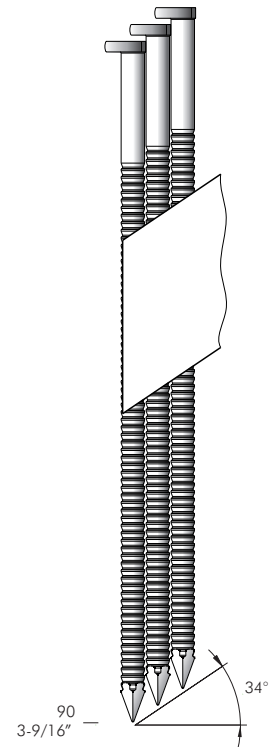
Punti per barretta Nails per strip	40 40
Finitura Finishing	lucido bright
A richiesta On request	zincato galvanized



GSN34.90



Ø 7,4
Head dia: .291"



Ø 3,1
Shank dia: .120"
Gauge: 11

MORE GSN34.90	2,8 ÷ 3,3	50 ÷ 90	60	1200	3,42	4500	374 x 108 x 378	FQ
	.110" ÷ .130"	2" ÷ 3-9/16"	60	1200	7,54	4500	14-3/4" x 4-1/4" x 14-7/8"	

CHIODI STECCA CARTA & PVC 30°
30° STRIP PAPER & PVC NAILS

serie chiodatrice TOOL SERIES	modello	diametro gambo (mm)	misure impiegabili (mm)	capacità caricatore (n.punti)	pressione (kg/cm ²)	peso (kg)	consumo aria (litri/colpo)	dimensioni (mm - L x W x H)	azionamento
	model	shank diameter (inch)	applicable sizes (inch)	magazine capacity (pieces)	pressure (PSI)	weight (lbs)	air consumption (ft ³ /cycle)	dimensions (inch - L x W x H)	actuation

SNPB-40

UTILIZZI
APPLICATIONS



Metal connectors
 Metal connectors

SPECIFICHE
SPECIFICATIONS

Punti per barretta 20
 Nails per strip 20

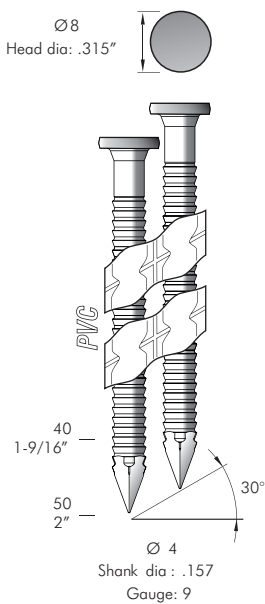
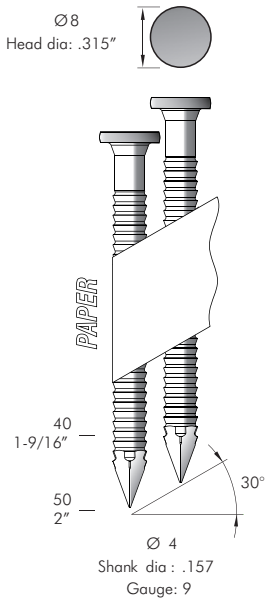
Finitura zincato
 Finishing galvanized




SN34.65 MC

MORE	SN34.65 MC	3,3 ÷ 4,1	38 ÷ 64	30	5 ÷ 8,3	2,68	1,96	350 x 110 x 359	SQ
		.131" ÷ .161"	1-1/2" ÷ 2-1/2"	30	70 ÷ 120	5,91	0,07	13-3/4" x 4-5/16" x 14-1/8"	

serie chiodatrice TOOL SERIES	modello	diametro gambo (mm)	misure impiegabili (mm)	capacità caricatore (n.punti)	colpi per cartuccia di gas	peso (kg)	colpi per carica di batteria	dimensioni (mm - L x W x H)	azionamento
	model	shank diameter (inch)	applicable sizes (inch)	magazine capacity (pieces)	shots per fuel cell	weight (lbs)	shots per battery charge	dimensions (inch - L x W x H)	actuation



GSN34.65 MC




MORE	GSN34.65 MC	3,3 ÷ 4,3	38 ÷ 64	30	1200	3,80	5200	355 x 108 x 393	FQ
		.131" ÷ .169"	1-1/2" ÷ 2-1/2"	30	1200	8,38	5200	14" x 4-1/4" x 15-1/2"	

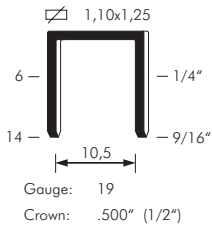
PUNTI IN PLASTICA
POLYMER FASTENERS

81P

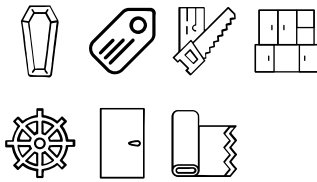
Series chiodatrice 100 SERIES	modello	misure impiegabili (mm)	capacità caricatore (n.punti)	pressione (kg/cm ²)	peso (kg)	consumo aria (litri/colpo)	dimensioni (mm - L x W x H)	azionamento
	model	applicable sizes (inch)	magazine capacity (pieces)	pressure (PSI)	weight (lbs)	air consumption (ft ³ /cycle)	dimensions (inch - L x W x H)	actuation



Versione S - S model



UTILIZZI APPLICATIONS



MINI	81P	6 ÷ 16	90	4 ÷ 6	0,90	0,13	223 x 43 x 148	AD
			1/4" ÷ 5/8"	90	60 ÷ 90	1,98	0,00459	8-3/4" x 1-11/16" x 5-13/16"
81P S		6 ÷ 16	90	4 ÷ 6	0,90	0,13	223 x 43 x 153	AC
		1/4" ÷ 5/8"	90	60 ÷ 90	1,98	0,00459	8-3/4" x 1-11/16" x 6-1/16"	
81P CL *		6 ÷ 16	170	4 ÷ 6	1,10	0,13	357 x 43 x 148	AD
		1/4" ÷ 5/8"	170	60 ÷ 90	2,43	0,00459	14-1/16" x 1-11/16" x 5-13/16"	
81P SCL *		6 ÷ 16	170	4 ÷ 6	1,10	0,13	357 x 43 x 153	AC
		1/4" ÷ 5/8"	170	60 ÷ 90	2,43	0,00459	14-1/16" x 1-11/16" x 6-1/16"	

SPECIFICHE SPECIFICATIONS

Punti per barretta 70
Staples per strip 70

Finitura plastica
Finishing polymer

A richiesta marrone, rosso mogano, grigio
On request brown, redwood, grey



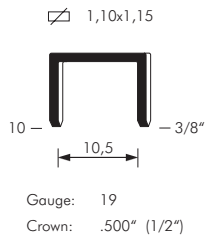
CT-6000P



G-3PS

MAN.	CT-6000P	6 ÷ 14	70	-	0,87	-	190 x 29 x 173	M
			1/4" ÷ 9/16"	70	-	1,92	-	9-11/16" x 1-1/8" x 6-13/16"
G-3PS		10	100	-	0,87	-	303 x 36 x 62	M
		3/8"	100	-	1,92	-	11-15/16" x 1-7/16" x 2-7/16"	

81P BM




UTILIZZI APPLICATIONS



81P



Ricopertura pneumatici
Tyre retreading



Versione S - S model

SPECIFICHE SPECIFICATIONS

Punti per barretta 71
Staples per strip 71

Finitura plastica nera
Finishing black polymer

MINI	81P	6 ÷ 16	90	4 ÷ 6	0,90	0,13	223 x 43 x 148	AD
			1/4" ÷ 5/8"	90	60 ÷ 90	1,98	0,00459	8-3/4" x 1-11/16" x 5-13/16"
81P S		6 ÷ 16	90	4 ÷ 6	0,90	0,13	223 x 43 x 153	AC
		1/4" ÷ 5/8"	90	60 ÷ 90	1,98	0,00459	8-3/4" x 1-11/16" x 6-1/16"	

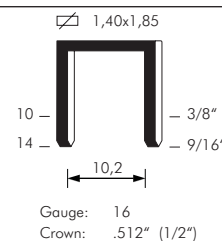
serie chiodatrice Tool series	modello	misure impiegabili (mm)	capacità caricatore (n.punti)	pressione (kg/cm ²)	peso (kg)	consumo aria (litri/colpo)	dimensioni (mm - L x W x H)	azionamento
	model	applicable sizes (inch)	magazine capacity (pieces)	pressure (PSI)	weight (lbs)	air consumption (l/cycle)	dimensions (inch - L x W x H)	actuation

PUNTI IN PLASTICA POLYMER FASTENERS

82P




Versione S - S model



MINI	82P	6 ÷ 16	60	4 ÷ 6	0,90	0,13	223 x 43 x 148	AD
			1/4" ÷ 5/8"	60	60 ÷ 90	1,98	0,00459	8-3/4" x 1-11/16" x 5-13/16"
82P S		6 ÷ 16	60	4 ÷ 6	0,90	0,13	223 x 43 x 153	AC
		1/4" ÷ 5/8"	60	60 ÷ 90	1,98	0,00459	8-3/4" x 1-11/16" x 6-1/16"	
82P CL *		6 ÷ 16	120	4 ÷ 6	1,10	0,13	357 x 43 x 148	AD
		1/4" ÷ 5/8"	120	60 ÷ 90	2,43	0,00459	14-1/16" x 1-11/16" x 5-13/16"	
82P SCL *		6 ÷ 16	120	4 ÷ 6	1,10	0,13	357 x 43 x 153	AC
		1/4" ÷ 5/8"	120	60 ÷ 90	2,43	0,00459	14-1/16" x 1-11/16" x 6-1/16"	

UTILIZZI APPLICATIONS



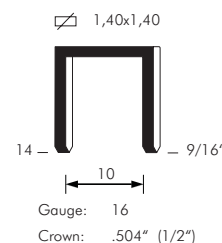
G-3PS

MAN.	G-3PS	10	100	-	0,87	-	303 x 36 x 62	M
			3/8"	100	-	1,92	-	

SPECIFICHE SPECIFICATIONS

Punti per barretta	70
Staples per strip	70
Finitura	plastica
Finishing	polymer
A richiesta	marrone, rosso
On request	mogano, grigio
	brown, redwood,
	grey

82P BM



UTILIZZI APPLICATIONS



SPECIFICHE SPECIFICATIONS

Punti per barretta	60
Staples per strip	60


Finitura	plastica nera
Finishing	black polymer



82P CL



Ricopertura pneumatici
Tyre retreading



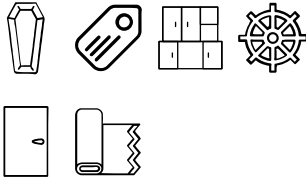
Versione S - S model

MINI	82P CL *	6 ÷ 16	120	4 ÷ 6	1,10	0,13	357 x 43 x 148	AD
			1/4" ÷ 5/8"	120	60 ÷ 90	2,43	0,00459	14-1/16" x 1-11/16" x 5-13/16"
82P SCL *		6 ÷ 16	120	4 ÷ 6	1,10	0,13	357 x 43 x 153	AC
		1/4" ÷ 5/8"	120	60 ÷ 90	2,43	0,00459	14-1/16" x 1-11/16" x 6-1/16"	


83P

Serie chiodatrice TOOL SERIES	modello	misure impiegabili (mm)	capacità caricatore (n.punti)	pressione (kg/cm ²)	peso (kg)	consumo aria (litri/colpo)	dimensioni (mm - L x W x H)	azionamento
	model	applicable sizes (inch)	magazine capacity (pieces)	pressure (PSI)	weight (lbs)	air consumption (l/cycle)	dimensions (inch - L x W x H)	actuation

UTILIZZI APPLICATIONS



83P



Versione S - S model

MINI	83P*	6 ÷ 16	80	4 ÷ 6	0,90	0,13	243 x 43 x 148	AD
			1/4" ÷ 5/8"	80	60 ÷ 90	1,98	0,00459	
83P S*		6 ÷ 16	80	4 ÷ 6	0,90	0,13	243 x 43 x 153	AC
		1/4" ÷ 5/8"	80	60 ÷ 90	1,98	0,00459	9-9/16" x 1-11/16" x 6-1/16"	

SPECIFICHE SPECIFICATIONS

Punti per barretta 70
Staples per strip 70

Finitura plastica
Finishing polymer



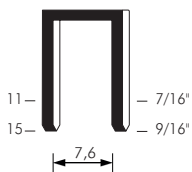
83P.215



Versione V - V model

220	83P.215*	10 ÷ 15	80	5 ÷ 6,5	1,11	0,31	244 x 50 x 204	AD
			3/8" ÷ 9/16"	80	70 ÷ 95	2,45	0,01095	
83P.215 V*		10 ÷ 15 <th>80</th> <th>5 ÷ 6,5</th> <th>1,22</th> <th>0,31</th> <th>244 x 50 x 223</th> <th rowspan="2">V</th>	80	5 ÷ 6,5	1,22	0,31	244 x 50 x 223	V
		3/8" ÷ 9/16"	80	70 ÷ 95	2,68	0,01095	9-5/8" x 2" x 8-3/4"	

1,50x1,50



Gauge: 16
Crown: .420" (7/16")



G-3PS

MAN.	G-3PS	11	120	-	0,87	-	303 x 36 x 62	M
			7/16"	120	-	1,92	-	

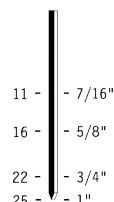
serie chiodatrice Tool series	modello	misure impiegabili (mm)	capacità caricatore (n.punti)	pressione (kg/cm ²)	peso (kg)	consumo aria (litri/colpo)	dimensioni (mm - L x W x H)	azionamento
	model	applicable sizes (inch)	magazine capacity (pieces)	pressure (PSI)	weight (lbs)	air consumption (l/cycle)	dimensions (inch - L x W x H)	actuation

PUNTI IN PLASTICA
POLYMER FASTENERS

Pins IP



RI.25 P



SPECIFICHE SPECIFICATIONS

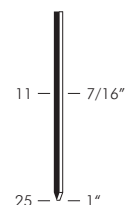
Punti per barretta 50
Pins per strip 50

Finitura plastica
Finishing polymer

A richiesta marrone, rosso mogano, grigio
On request brown, redwood, grey

MINI	RI.25 P	11 ÷ 25	100	5 ÷ 7	1,07	0,15	219 x 43 x 186	AD
		7/16" ÷ 1"	100	70 ÷ 100	2,36	0,0053	8-5/8" x 1-11/16" x 7-5/16"	

1,15x1,15

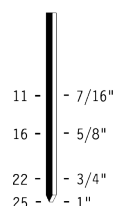


Gauge: 18

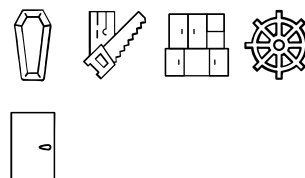
PINS 14P



R14.25 P



UTILIZZI APPLICATIONS



MINI	R14.25 P	11 ÷ 25	80	5 ÷ 7	1,07	0,15	219 x 43 x 186	AD
		7/16" ÷ 1"	80	70 ÷ 100	2,36	0,0053	8-5/8" x 1-11/16" x 7-5/16"	

1,40x1,50




Gauge: 16

Series chiodatrice 1200 series	modello	misure impiegabili (mm)	capacità caricatore (n.punti)	pressione (kg/cm ²)	peso (kg)	consumo aria (litri/colpo)	dimensioni (mm - L x W x H)	azionamento
	model	applicable sizes (inch)	magazine capacity (pieces)	pressure (PSI)	weight (lbs)	air consumption (ft ³ /cycle)	dimensions (inch - L x W x H)	actuation


Brads 12P

UTILIZZI APPLICATIONS



12P.25

MINI	12P.25	10 ÷ 28	100	4,5 ÷ 6	1,04	0,15	226 x 43 x 162	AD
		3/8" ÷ 1-1/8"	100	65 ÷ 90	2,29	0,0053	8-7/8" x 1-11/16" x 6-3/8"	



SPECIFICHE SPECIFICATIONS

Punti per barretta 50
Brads per strip 50

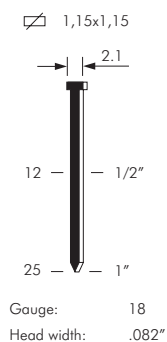
Finitura plastica
Finishing polymer

A richiesta marrone, rosso mogano, grigio
On request brown, redwood, grey



12P.25 CL4-3

220	12P.25 CL4-3*	12 ÷ 25	210	5 ÷ 7	1,59	0,34	365 x 50 x 116	AR
		1/2" ÷ 1"	210	70 ÷ 100	3,50	0,012	14-3/8" x 2" x 4-9/16"	



serie chiodatrice Tool series	modello	misure impiegabili (mm)	capacità caricatore (n.punti)	pressione (kg/cm ²)	peso (kg)	consumo aria (litri/colpo)	dimensioni (mm - L x W x H)	azionamento
	model	applicable sizes (inch)	magazine capacity (pieces)	pressure (PSI)	weight (lbs)	air consumption (l/cycle)	dimensions (inch - L x W x H)	actuation

PUNTI IN PLASTICA
POLYMER FASTENERS


Brads 17P



B17P.432

440	B17P.432	12 ÷ 32	60	5 ÷ 7	1,26	0,45	236 x 61 x 214	SQ
		1/2" ÷ 1-1/4"	60	70 ÷ 100	2,77	0,01589	9-9/32" x 2-13/32" x 8-7/16"	

UTILIZZI APPLICATIONS



B17P.763

740	B17P.763	12 ÷ 63	85	5 ÷ 7,5	1,70	0,75	308 x 77 x 261	SQ
		1/2" ÷ 2-1/2"	85	70 ÷ 105	3,75	0,0264	12-1/8" x 3" x 10-1/4"	

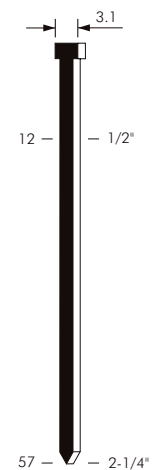
SPECIFICHE SPECIFICATIONS

Punti per barretta 47
Brads per strip 47

Finitura plastica
Finishing polymer

A richiesta marrone, rosso mogano, grigio
On request brown, redwood, grey

1,80x1,80 (15 go)
2,00x2,00 (14 go)



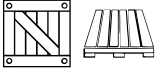
Gauge: 15-14
Head width: .122"

PUNTI IN PLASTICA
POLYMER FASTENERS

Serie chiodatrice Tool series	modello	misure impiegabili (mm)	capacità caricatore (n.punti)	pressione (kg/cm ²)	peso (kg)	consumo aria (litri/colpo)	dimensioni (mm - L x W x H)	azionamento
	model	applicable sizes (inch)	magazine capacity (pieces)	pressure (PSI)	weight (lbs)	air consumption (ft ³ /cycle)	dimensions (inch - L x W x H)	actuation

5D & 8D

UTILIZZI
APPLICATIONS



SPECIFICHE
SPECIFICATIONS

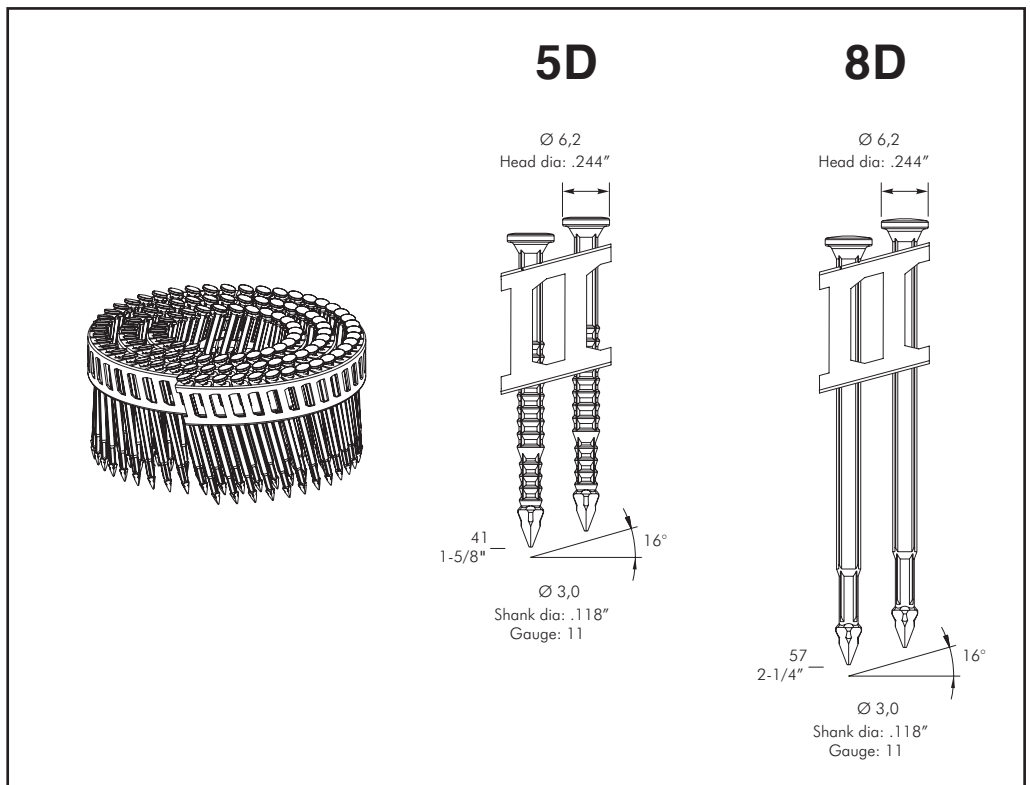
Punti per rotolo 200
Nails per coil 200

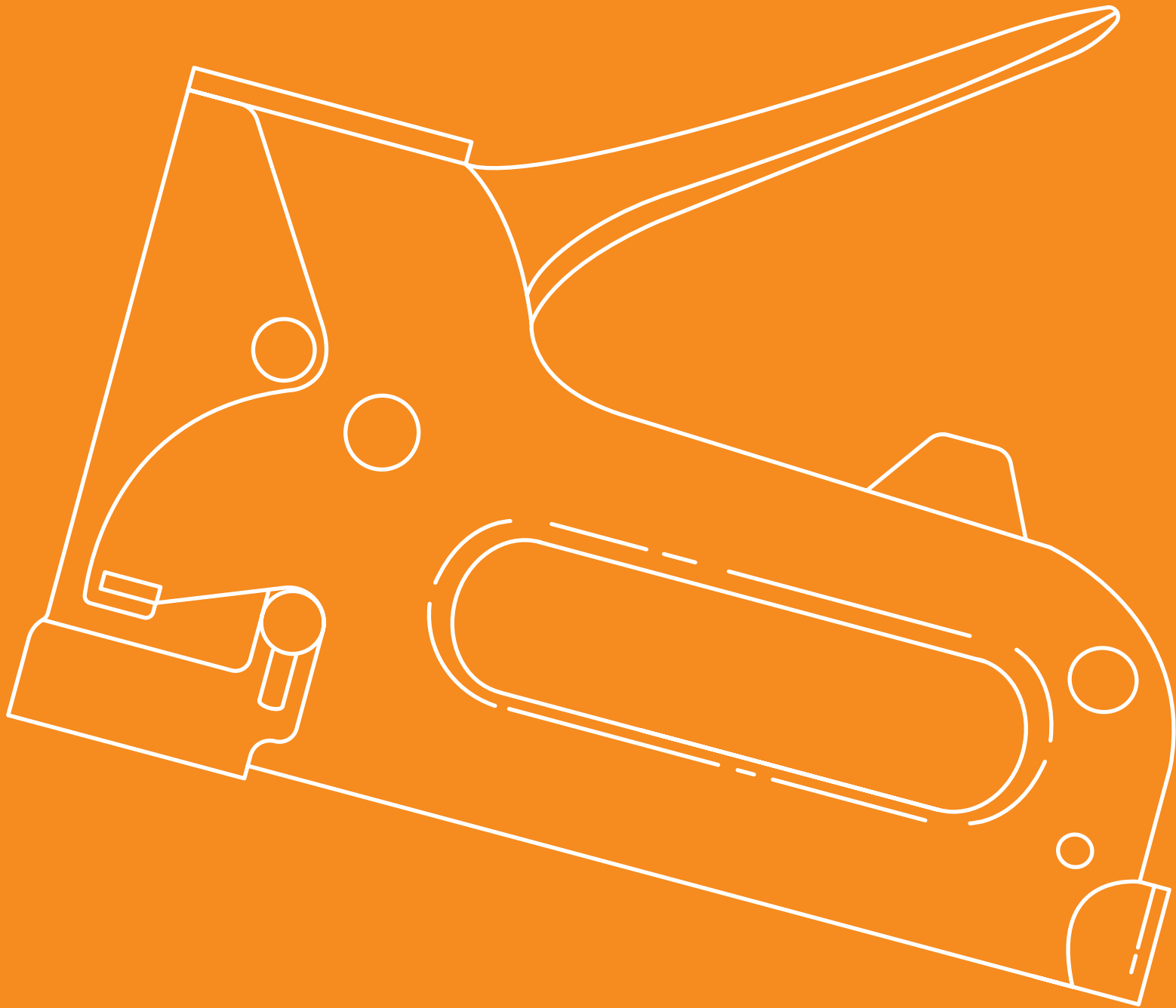
Finitura plastica
Finishing polymer



CN28.65

MORE	CN28.65	32 ÷ 65	200	5 ÷ 8	2,05	2,97	310 x 128 x 326	AC / SQ
		1-1/4" ÷ 2-1/2"	200	70 ÷ 115	4,50	0,10488	12-3/16" x 5-1/16" x 12-7/8"	

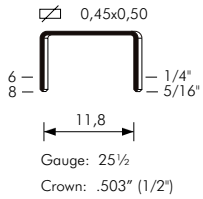




APPLICAZIONI MANUALI ED ELETTRICHE
MANUAL AND ELECTRIC APPLICATIONS

APPLICAZIONI MANUALI ED ELETTRICHE MANUAL AND ELECTRIC APPLICATIONS

serie chiodatrice TOOL SERIES	modello	misure impiegabili (mm)	capacità caricatore (n.punti)	pressione (kg/cm ²)	peso (kg)	consumo aria (litri/colpo)	dimensioni (mm - L x W x H)	azionamento
	model	applicable sizes (inch)	magazine capacity (pieces)	pressure (PSI)	weight (lbs)	air consumption (#/cycle)	dimensions (inch - L x W x H)	actuation



HSP-13

SPECIFICHE SPECIFICATIONS

Punti per barretta 100/200
Staples per strip 100/200

Finitura zincato
Finishing galvanized


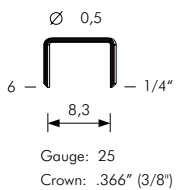
A richiesta alluminio
On request aluminium

MAN.	HSP-13	6 ÷ 8	150	-	0,36	-	180 x 26 x 86	M
		1/4" ÷ 5/16"	150	-	0,79	-	7-3/32" x 1" x 3-3/8"	

UTILIZZI APPLICATIONS



SP19



SP-3

SPECIFICHE SPECIFICATIONS

Punti per barretta 208
Staples per strip 208

Finitura zincato
Finishing galvanized

MAN.	SP-3	6	210	-	0,26	-	178 x 21 x 87	M
		1/4"	210	-	0,57	-	7" x 7/8" x 3-7/16"	

UTILIZZI APPLICATIONS



serie chiodatrice Tool series	modello	misure impiegabili (mm)	capacità caricatore (n.punti)	pressione (kg/cm ²)	peso (kg)	consumo aria (litri/colpo)	dimensioni (mm - L x W x H)	azionamento
	model	applicable sizes (inch)	magazine capacity (pieces)	pressure (PSI)	weight (lbs)	air consumption (ft ³ /cycle)	dimensions (inch - L x W x H)	actuation

113



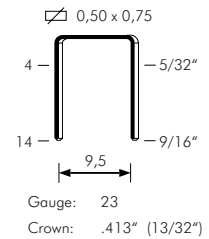
G-23/1



LT-33



G-19



SPECIFICHE SPECIFICATIONS

Punti per barretta 157
Staples per strip 157

Finitura zincato
Finishing galvanized

MAN.	G-23/1	6 ÷ 10	157	-	0,56	-	177 x 27 x 138	M
		1/4" ÷ 3/8"	157	-	1,23	-	7" x 1-1/16" x 5-7/16"	
	LT-33	6 ÷ 14	170	-	0,83	-	188 x 31 x 154	M
1/4" ÷ 9/16"		170	-	1,83	-	7-3/8" x 1-3/16" x 6-1/16"		
G-19	6 ÷ 10	157	-	0,41	-	274 x 32 x 53	M	
	1/4" ÷ 3/8"	157	-	1,89	-	10-3/4" x 1-1/4" x 2"		

UTILIZZI APPLICATIONS



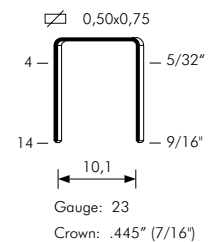
153



G-23/2



LT-33



SPECIFICHE SPECIFICATIONS

Punti per barretta 100
Staples per strip 100

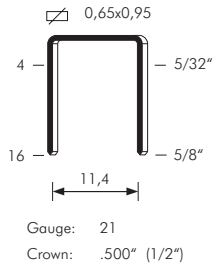
Finitura zincato
Finishing galvanized

MAN.	G-23/2	4 ÷ 10	157	-	0,56	-	177 x 27 x 138	M
		5/32" ÷ 3/8"	157	-	1,23	-	7" x 1-1/16" x 5-7/16"	
LT-33	4 ÷ 14	160	-	0,83	-	188 x 31 x 154	M	
	5/32" ÷ 9/16"	160	-	1,83	-	7-3/8" x 1-3/16" x 6-1/16"		

UTILIZZI APPLICATIONS



80



SPECIFICHE SPECIFICATIONS

Punti per barretta 150/139/125
Staples per strip 150/139/125

Finitura stanox
Finishing liquor finish

UTILIZZI APPLICATIONS



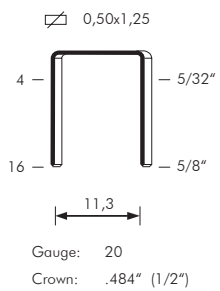
serie chiodatrice tool series	modello	misure impiegabili (mm)	capacità caricatore (n.punti)	pressione (kg/cm ²)	peso (kg)	consumo aria (litri/colpo)	dimensioni (mm - L x W x H)	azionamento
	model	applicable sizes (inch)	magazine capacity (pieces)	pressure (PSI)	weight (lbs)	air consumption (l/cycle)	dimensions (inch - L x W x H)	actuation



LT-80

MAN.	LT-80	6 ÷ 14	125	-	0,83	-	188 x 31 x 154	M
		1/4" ÷ 9/16"	125	-	1,83	-	7-3/8" x 1-3/16" x 6-1/16"	

50



SPECIFICHE SPECIFICATIONS

Punti per barretta 84
Staples per strip 84

Finitura zincato
Finishing galvanized

UTILIZZI APPLICATIONS



G-56BL

MAN.	G-56BL	6 ÷ 10	170	-	0,98	-	291 x 40 x 85	M
		1/4" ÷ 3/8"	170	-	2,16	-	11-7/16" x 1-9/16" x 3-3/8"	

serie chiodatrice Tool series	modello	misure impiegabili (mm)	capacità caricatore (n.punti)	pressione (kg/cm ²)	peso (kg)	consumo aria (litri/colpo) air consumption (l/cycle)	dimensioni (mm - L x W x H)	azionamento
	model	applicable sizes (inch)	magazine capacity (pieces)	pressure (PSI)	weight (lbs)		dimensions (inch - L x W x H)	actuation

APPLICAZIONI MANUALI
MANUAL APPLICATIONS

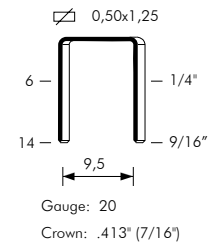
T50



G-14



ST-A11



MAN.	Model	6 ÷ 10	84	-	0,56	-	177 x 27 x 138	M
	G-14	1/4" ÷ 3/8"	84	-	1,23	-	7" x 1-1/16" x 5-7/16"	M
	ST-A11	6 ÷ 14	100	-	0,85	-	188 x 33 x 160	M
		1/4" ÷ 9/16"	100	-	1,90	-	7-3/8" x 1-5/16" x 6-5/16"	M

SPECIFICHE SPECIFICATIONS

Punti per barretta 84
Staples per strip 84

Finitura zincato
Finishing galvanized

UTILIZZI APPLICATIONS



G-11

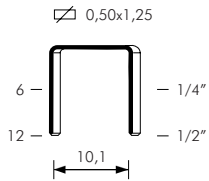
MAN.	Model	6 ÷ 10	168	-	0,95	-	305 x 40 x 56	M
	G-11	1/4" ÷ 3/8"	168	-	2,09	-	12" x 1-9/16" x 2-3/16"	M



G-50BL

MAN.	Model	8 ÷ 14	170	-	0,98	-	291 x 40 x 85	M
	G-50BL	5/16" ÷ 9/16"	170	-	2,16	-	11-7/16" x 1-9/16" x 3-3/8"	M

serie chiodatrice TOOL SERIES	modello	misure impiegabili (mm)	capacità caricatore (n.punti)	pressione (kg/cm ²)	peso (kg)	consumo aria (litri/colpo)	dimensioni (mm - L x W x H)	azionamento
	model	applicable sizes (inch)	magazine capacity (pieces)	pressure (PSI)	weight (lbs)	air consumption (#/cycle)	dimensions (inch - L x W x H)	actuation



Gauge: 20
Crown: .437" (1/2")



HSP-12

SPECIFICHE SPECIFICATIONS

Punti per barretta 84
Staples per strip 84

Finitura zincato
Finishing galvanized

UTILIZZI APPLICATIONS



MAN.	HSP-12	6 ÷ 12	84	-	0,46	-	190 x 24 x 100	M
		1/4" ÷ 1/2"	84	-	1,01	-	7-1/2" x 1" x 4"	



LT-1

MAN.	LT-1	4 ÷ 14	100	-	0,86	-	188 x 36 x 154	M
		5/32" ÷ 9/16"	100	-	1,90	-	7-3/8" x 1-7/16" x 6-1/16"	

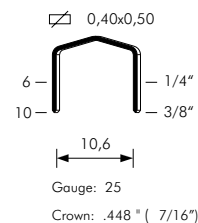
serie chiodatrice Tool series	modello	misure impiegabili (mm)	capacità caricatore (n.punti)	pressione (kg/cm ²)	peso (kg)	consumo aria (litri/colpo) air consumption (l/cycle)	dimensioni (mm - L x W x H)	azionamento
	model	applicable sizes (inch)	magazine capacity (pieces)	pressure (PSI)	weight (lbs)		dimensions (inch - L x W x H)	actuation

B8



HP-88

MAN.	HP-88	6 ÷ 10	200	-	0,36	-	187 x 29 x 89	M
		1/4" ÷ 3/8"	200	-	0,79	-	7-3/8" x 1-1/8" x 3-1/2"	



**SPECIFICHE
SPECIFICATIONS**

Punti per barretta 200
Staples per strip 200

Finitura zincato
Finishing galvanized

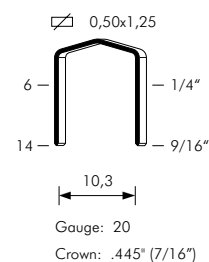
**UTILIZZI
APPLICATIONS**



G-5019

MAN.	G-11	6 ÷ 10	168	-	0,95	-	305 x 40 x 56	M
		1/4" ÷ 3/8"	168	-	2,09	-	12" x 1-9/16" x 2-3/16"	

B10



**SPECIFICHE
SPECIFICATIONS**

Punti per barretta 84
Staples per strip 84

Finitura zincato
Finishing galvanized

A richiesta alluminio
On request aluminium

**UTILIZZI
APPLICATIONS**



HSP-12



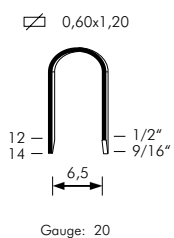
LT-5019

MAN.	HSP-12	6 ÷ 12	84	-	0,46	-	190 x 24 x 100	M
		1/4" ÷ 1/2"	84	-	1,01	-	7-1/2" x 1" x 4"	
	LT-5019	6 ÷ 14	95	-	0,83	-	188 x 31 x 154	M
		1/4" ÷ 9/16"	95	-	1,83	-	7-3/8" x 1-3/16" x 6-1/16"	

serie chiodatrice tool series	modello	misure impiegabili (mm)	capacità caricatore (n.punti)	pressione (kg/cm ²)	peso (kg)	consumo aria (litri/colpo)	dimensioni (mm - L x W x H)	azionamento
	model	applicable sizes (inch)	magazine capacity (pieces)	pressure (PSI)	weight (lbs)	air consumption (ft ³ /cycle)	dimensions (inch - L x W x H)	actuation

C88

UTILIZZI APPLICATIONS



ANCHE PER ALSO FOR

Pins I, Brads 12, 153, T50, 113

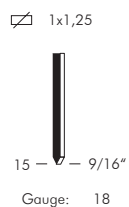


LT-6

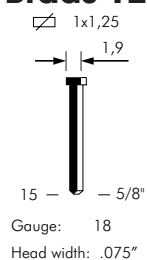


MAN	LT-6	12 ÷ 14	90	90	0,53	-	188 x 41 x 170	M
		1/2" ÷ 9/16"	90	90	1,17	-	7-3/8" x 1-5/8" x 6-11/16"	

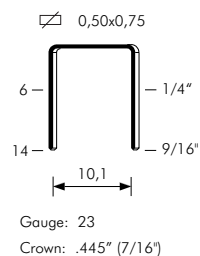
Pins I



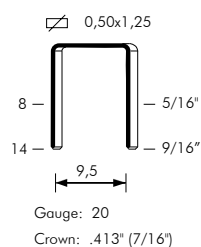
Brads 12



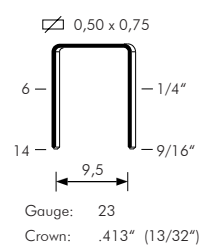
153



T50



113



serie chiodatrice tool series	modello	misure impiegabili (mm)	capacità caricatore (n.punti)	potenza (W)	peso (kg)	alimentazione (V)	dimensioni (mm - L x W x H)	azionamento
	model	applicable sizes (inch)	magazine capacity (pieces)	power (W)	weight (lbs)	power supply (V)	dimensions (inch - L x W x H)	actuation

APPLICAZIONI ELETTRICHE ELECTRIC APPLICATIONS

80

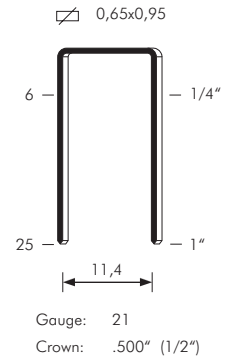


E8016S



E8025

ELET.	Model	6 ÷ 16	125	600	1,23	AC 220/240	217 x 64 x 193	AD
	E8016S	1/4" ÷ 5/8"	125	600	2,70	AC 220/240	8-9/16" x 2-1/2" x 7-5/8"	
	E8025	12 ÷ 25	125	600	1,82	AC 220/240	250 x 68 x 240	SQ
		1/4" ÷ 1"	125	600	4,01	AC 220/240	9-7/8" x 2-11/16" x 9-7/16"	



SPECIFICHE SPECIFICATIONS

Punti per barretta 139/125
Staples per strip 139/125

Finitura stanox
Finishing liquor finish

A richiesta zincato, inox,
alluminio,
verniciato

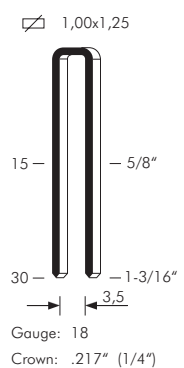
On request galvanized,
stainless steel,
aluminium,
painted

90



E1835C

ELET.	Model	15 ÷ 30	100	600	1,90	AC 220/240	270 x 68 x 240	SQ
	EF1835C	5/8" ÷ 1-3/16"	100	600	4,18	AC 220/240	10-5/8" x 2-11/16" x 9-7/16"	



SPECIFICHE SPECIFICATIONS

Punti per barretta 100
Staples per strip 100

Finitura lucido
Finishing bright

A richiesta zincato, inox,
alluminio,
punta DP

On request galvanized,
stainless steel,
aluminium,
DP point

Serie chiodatrice 100 SERIES	modello	misure impiegabili (mm)	capacità caricatore (n.punti)	potenza (W)	peso (kg)	alimentazione (V)	dimensioni (mm - L x W x H)	azionamento
	model	applicable sizes (inch)	magazine capacity (pieces)	power (W)	weight (lbs)	power supply (V)	dimensions (inch - L x W x H)	actuation

Brads 12

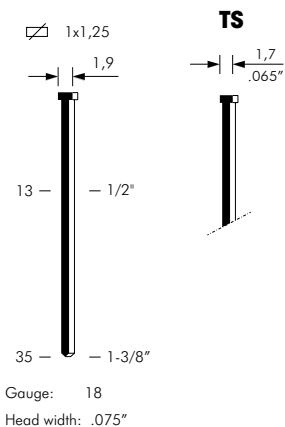
SPECIFICHE SPECIFICATIONS

Punti per barretta Brads per strip	100 100
Finitura Finishing	zincato galvanized
A richiesta	testa verniciata, testa piccola (1,7), inox, alluminio
On request	painted head, slight head (.065"), stainless steel, aluminium



E8016S

ELET.	E8016S	15	100	600	1,23	AC 220/240	217 x 64 x 193	AD
		5/8"	100	600	2,70	AC 220/240	8-9/16" x 2-1/2" x 7-5/8"	



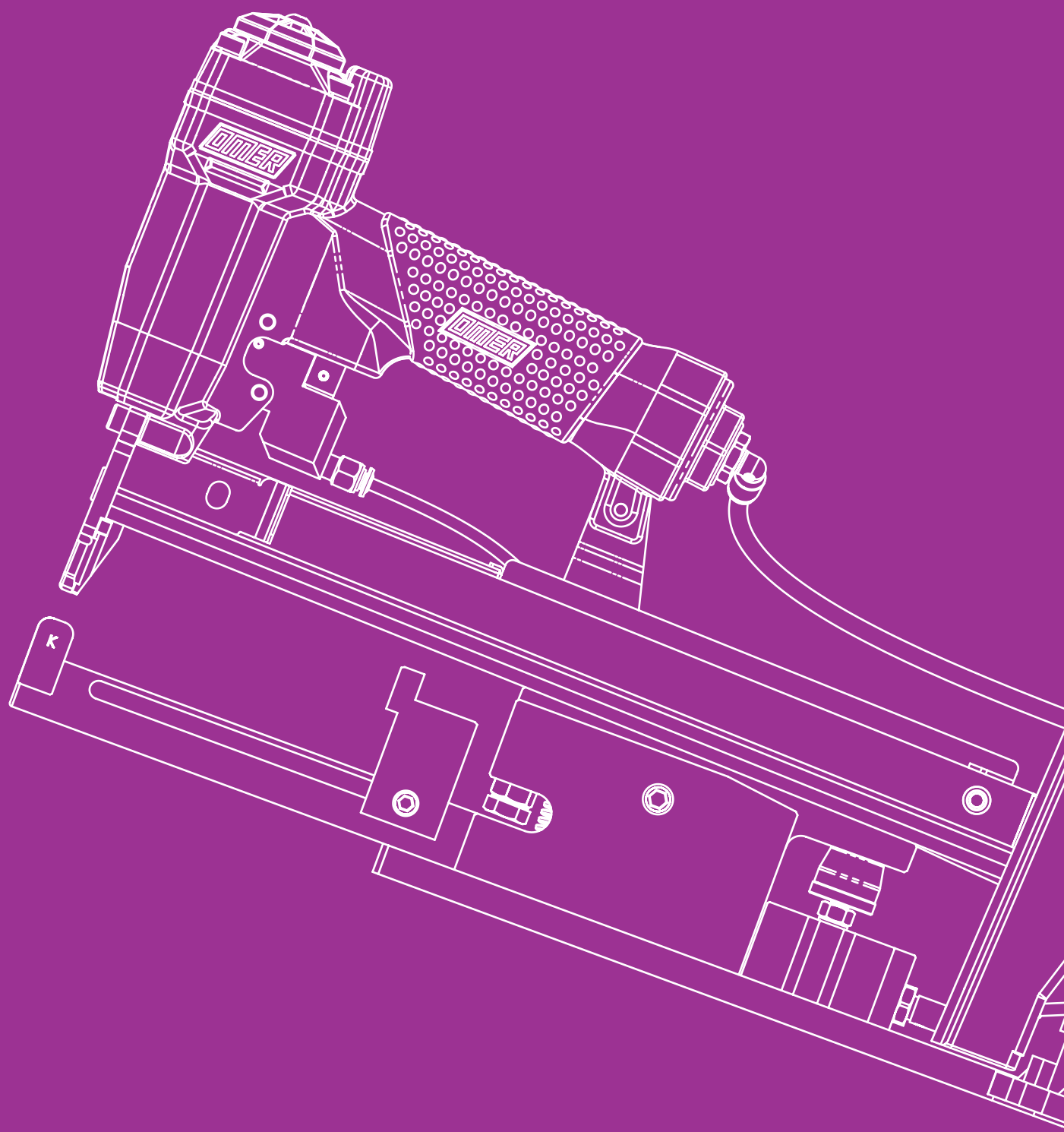
EF1835

ELET.	EF1835	10 ÷ 35	100	600	1,86	AC 220/240	270 x 68 x 240	SQ
		3/8" ÷ 1-3/8"	100	600	4,10	AC 220/240	10-5/8" x 2-11/16" x 9-7/16"	



EF1835C

ELET.	EF1835C	10 ÷ 35	100	600	1,90	AC 220/240	270 x 68 x 240	SQ
		3/8" ÷ 1-3/8"	100	600	4,18	AC 220/240	10-5/8" x 2-11/16" x 9-7/16"	



AUTOMAZIONI E ACCESSORI AUTOMATIONS AND ACCESSORIES

Automazioni / Automations
Supporti chiodatrici / Tool Supports
Comandi a distanza / Remote fire valves

Serie chiodatrice Tool series	modello	misure impiegabili (mm)	capacità caricatore (n.punti)	pressione (kg/cm ²)	peso (kg)	consumo aria (litri/colpo)	dimensioni (mm - L x W x H)	azionamento
	model	applicable sizes (inch)	magazine capacity (pieces)	pressure (PSI)	weight (lbs)	air consumption (l/cycle)	dimensions (inch - L x W x H)	actuation

ROP/ROC 16

DESCRIZIONE DESCRIPTION

La ROC/ROP è un'automazione che si presenta come la soluzione ottimale per le operazioni di chiusura di blister, sacchetti, scatole, espositori, ecc. Adatta sia all'uso industriale che artigianale. La ROC è attivata mediante sparo a contatto, la ROP tramite comando a pedale.

ROC/ROP is the ideal automation for closing blisters, bags, boxes, displays, etc. Suitable for the use in a craftsman shop, as well as at industrial level. ROC automation is activated by contact, ROP automation by foot pedal.

PER GRAFFE FOR STAPLES

3G, 26, 64, 80, 50, 65, 40, 4097, SJK.


DESCRIZIONE DESCRIPTION

La ROC2 si presenta come un'automazione ideale per la doppia chiusura simultanea di blister, sacchetti, scatole, espositori, ecc. Adatta sia a livello industriale che artigianale, l'utensile è attivato mediante sparo a contatto. È possibile scollegare la graffatrice secondaria per poter lavorare in modalità singola.

ROC2 is the ideal automation for the simultaneous double closing of blisters, bags, boxes, displays, etc. Suitable for the use in a craftsman shop, as well as at industrial level, this tool is activated by contact. It is possible to disconnect the secondary stapler to work in a single mode.


PER GRAFFE FOR STAPLES

3G, 64, 80, 50, 65, 40, 4097, SJK.




ROP

AUTO.	ROP*	6 ÷ 16 1/4" ÷ 5/8"	2 barrette 2 strips	5,5 ÷ 6,5 80 ÷ 95	7,00 15,43	0,58 0,0204	513 x 115 x 217 20-3/16" x 4-9/16" x 8-9/16"	P
-------	------	-----------------------	------------------------	----------------------	---------------	----------------	---	---



ROC

AUTO.	ROC*	6 ÷ 16 1/4" ÷ 5/8"	2 barrette 2 strips	5,5 ÷ 6,5 80 ÷ 95	7,00 15,43	0,27 0,0095	513 x 115 x 217 20-3/16" x 4-9/16" x 8-9/16"	P
-------	------	-----------------------	------------------------	----------------------	---------------	----------------	---	---



ROC2

AUTO.	ROC2*	6 ÷ 16 1/4" ÷ 5/8"	2 barrette 2 strips	5,5 ÷ 6,5 80 ÷ 95	15,40 33,95	0,68 0,0240	515 x 535 x 303 20-1/4" x 21" x 12"	P
-------	-------	-----------------------	------------------------	----------------------	----------------	----------------	--	---

serie chiodatrice Tool series	modello	misure impiegabili (mm)	capacità caricatore (n.punti)	pressione (kg/cm ²)	peso (kg)	consumo aria (litri/colpo)	dimensioni (mm - L x W x H)	azionamento
	model	applicable sizes (inch)	magazine capacity (pieces)	pressure (PSI)	weight (lbs)	air consumption (ft ³ /cycle)	dimensions (inch - L x W x H)	actuation

**AUTOMAZIONI
AUTOMATIONS**

ROC/ROP 25


DESCRIZIONE DESCRIPTION

Modello ROC/ROP fino a 25 mm.

ROC/ROP version up to 1".

PER GRAFFE FOR STAPLES


80 - SG44



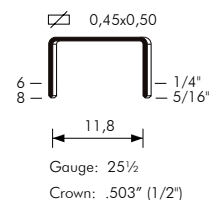
ROC / ROP

AUTO.	ROC/ROP*	12 ÷ 25	280	5,5 ÷ 6,5	-	0,45	515 x 126 x 260	P
		1/2" ÷ 1"	280	80 ÷ 95	-	0,016	20-1/4" x 5" x 10-1/4"	

26



26.8 ROPB



AUTO.	26.8 ROPB*	6 ÷ 8	500	5 ÷ 6	6,90	0,90	523 x 113 x 217	P
		1/4" ÷ 5/16"	500	80 ÷ 95	15,21	0,0318	20-19/32" x 4-7/16" x 8-17/32"	

INCUDINI / ANVIL

DESCRIZIONE DESCRIPTION

In sostituzione all'incudine standard, sono disponibili a richiesta altri modelli di incudini, che permettono differenti chiusure della graffa.


In addition to the standard anvil version, special anvils can be made on request, which allow a different staple-clinching

PER AUTOMAZIONI FOR AUTOMATIONS


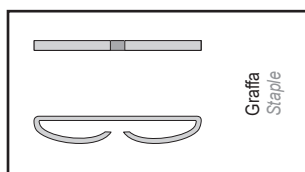
ROC16, ROP16,
ROC25, ROP25.
(3G, 26, 64, 80, 50, 65, 40,
4097, SJK).

* Specificare SEMPRE il tipo di punto utilizzato.

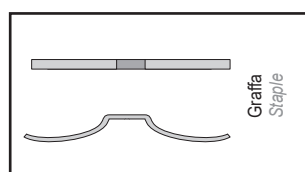
* ALWAYS specify the type of fasteners.



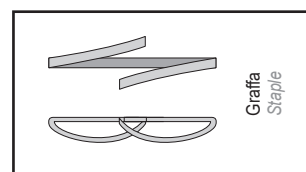
98.06*



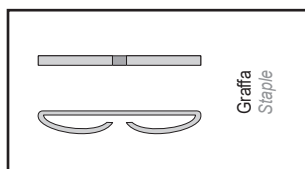
98.06-4*



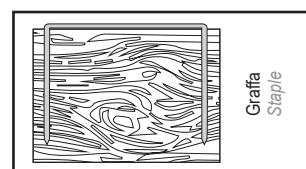
98.06-7*



98.06-8*



98.06-800




* Specificare SEMPRE il tipo di punto utilizzato.

* ALWAYS specify the type of fasteners.

serie chiodatrice Tool series	modello	misure impiegabili (mm)	capacità caricatore (n.punti)	pressione (kg/cm ²)	peso (kg)	consumo aria (litri/colpo)	dimensioni (mm - L x W x H)	azionamento
	model	applicable sizes (inch)	magazine capacity (pieces)	pressure (PSI)	weight (lbs)	air consumption (ft ³ /cycle)	dimensions (inch - L x W x H)	actuation

**AUTOMAZIONI
AUTOMATIONS**

MINI-REST



MINI-REST

DESCRIZIONE DESCRIPTION

MINI-REST è un'automazione pensata per la produzione - artigianale e industriale - di calzature. L'utensile è attivato a contatto e lascia la graffa sollevata rispetto alla superficie di lavoro, per consentirne la successiva estrazione.


MINI-REST is an automation specially conceived for the industrial and craft-made shoe production. The stapler is contact released and it leaves the staple crown over the working surface, to allow its pulling out.

PER MODELLI FOR TOOLS

CLM, CLT-3.

AUTO.	MINI-REST *	-	-	-	6,00	-	370 x 170 x 425	P
		-	-	-	13,23	-	14-9/16" x 6-11/16" x 16-3/4"	

A40



A40-BM.22

DESCRIZIONE DESCRIPTION

Testa di sparo ad autonomia estesa per automazioni.

Nailing head for automations with wide magazine-capacity.

PER GROPPINI FOR BRADS

Brads M.

















AUTO.	A40-BM.22 *	15 - 18 - 22	420	5 ÷ 6,5	2,20	0,27	530 x 52 x 191	AR
		9/16"-11/16"-7/8"	420	70 ÷ 95	4,85	0,00953	20-7/8" x 2-1/16" x 7-1/2"	

SUPPORTI CHIODATRICI TOOL SUPPORTS

DESCRIZIONE
DESCRIPTION

Questi supporti consentono una più agevole installazione degli utensili pneumatici su macchinari ad alto livello di automazione.

These supports allow an easier installation of the pneumatic tools onto high performance automations

MINI	25.04.3		
220	25.22		
420	25.42		
440	25.42.3K		
740	25.75		
Mod. :	WK.738 WP.738 WS.738 590.738		
740	25.75.3		
Mod. :	B14.763 B17P.763 M1.740 M1.740 NS M1.740 NO-SAG M2.740 NS M2.740 NO-SAG TN.715 TN732 90.740 92.740 140.738 700.738 NS 700.738 NO-SAG		
840	25.83.4		
850	25.85		

SUPPORTI CHIODATRICI TOOL SUPPORTS

MINI

70.00



220/230

70.26K



70.26.8K

Modelli "V" - "V" models

**DESCRIZIONE
DESCRIPTION**

Questi supporti consentono di appendere le chiodatrici ad un bilanciere per rendere le operazioni più agevoli all'utente.

These supports allow hanging the tool to a balancer to make operations easier.

420

70.44K



Testa bassa - Low head



420

70.44.1K



Testa alta - High head



440

70.44.6K



Testa bassa - Low head



440

70.44.7K



Testa alta - High head



720

70.76.2K



740

70.76K



840

70.84K




850

70.84K



Pos. Verticale
Vertical Pos.



Pos. Orizzontale
Horizontal Pos.

CRT

35R550



440

94.41.1K



COMANDI A DISTANZA REMOTE FIRE VALVES




DESCRIZIONE DESCRIPTION

Per tutti i modelli di chiodatrici OMER è disponibile uno specifico comando a distanza. Il dispositivo va scelto in base alla serie di appartenenza della chiodatrice.

■ Specificare SEMPRE il modello di chiodatrice per il quale viene richiesto il dispositivo.

Each tool can be equipped with a specific remote fire valve. The right device will be identified according to the tool series and tool model.

■ DO ALWAYS specify the tool model for which you require the device.



COMANDI A DISTANZA REMOTE FIRE VALVES

codice / item

Tipo valvola / Valve Type

100

50.12
Funzionamento senza sicura
Without contact safety actuation

3/2 NA
3/2 NO

MINI

50.06.1K
Funzionamento senza sicura
Without contact safety actuation

3/2 NC
3/2 NC

220/420

50.25*
Funzionamento con sicura
Contact safety actuation
50.25.1*
Funzionamento senza sicura
Without contact safety actuation

3/2 NC
3/2 NC
3/2 NC
3/2 NC

440

50.26*
Funzionamento con sicura
Contact safety actuation
50.26.1*
Funzionamento senza sicura
Without contact safety actuation

3/2 NC
3/2 NC
3/2 NC
3/2 NC

720

50.72.2K
Funzionamento senza sicura
Without contact safety actuation

3/2 NA
3/2 NO

740

50.74.3*
Funzionamento senza sicura
Without contact safety actuation
50.74.4*
Funzionamento con sicura
Contact safety actuation

3/2 NC
3/2 NC
3/2 NC
3/2 NC

840/850

50.83.3*
Funzionamento senza sicura
Without contact safety actuation
50.83.4*
Funzionamento con sicura
Contact safety actuation

3/2 NC
3/2 NC
3/2 NC
3/2 NC

CRT

35P600
Graffatrici Roll
Roll stapler

5/2
5/2

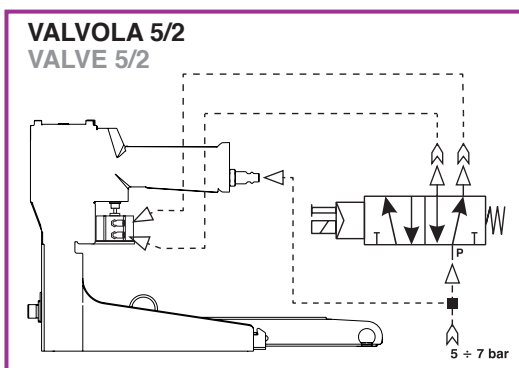
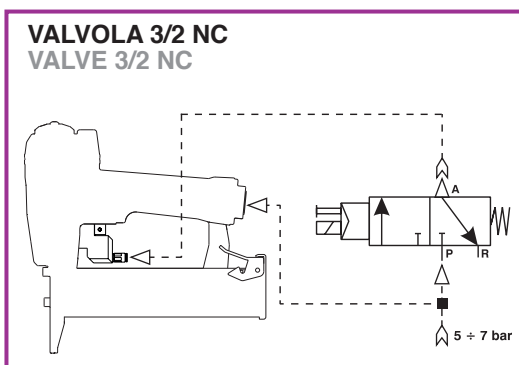
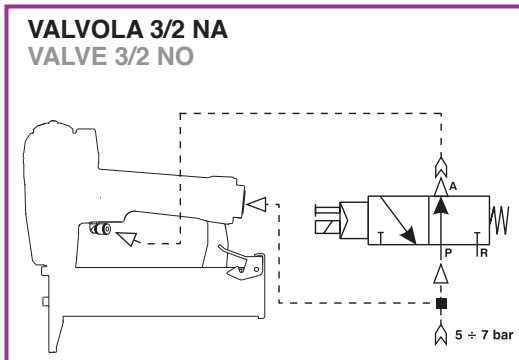
35P602
Graffatrici Strip
Strip stapler

5/2
5/2

MORE

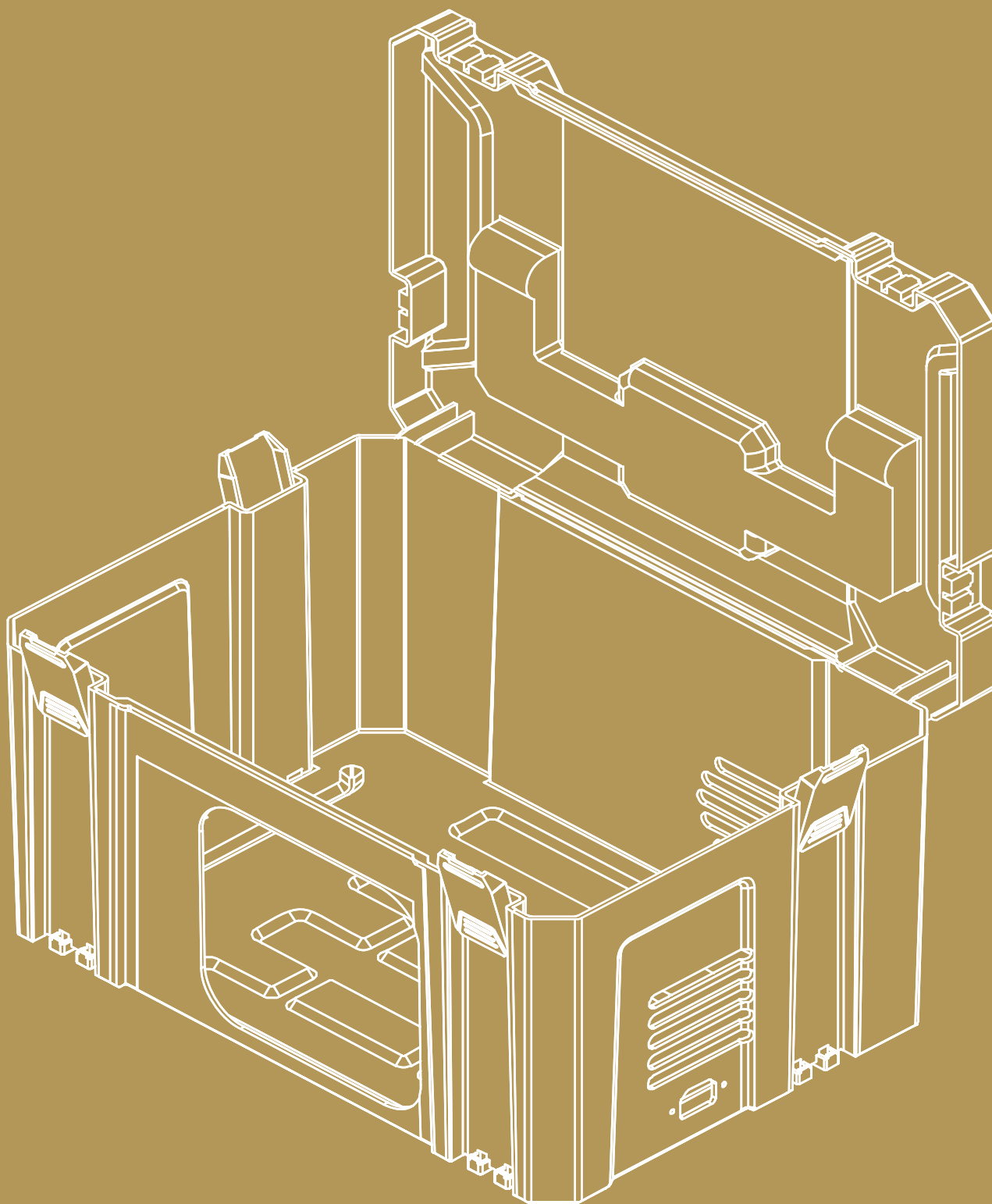
MCN2565-A500*
MCN2970-A500*
MCN3390-A600*
MS29130-A500*
Funzionamento senza sicura
Without contact safety actuation

3/2 NC
3/2 NC



* Specificare sempre il modello di chiodatrice per questi dispositivi.

* Always specify the tool model for these devices.



**COMPRESSORE E
DOTAZIONI
COMPRESSOR AND
EQUIPMENT**


**Compressore / Compressor
Raccordi e Spirali / Airplugs and Hoses
Dotazioni / Equipment**

COMPRESSORE COMPRESSOR

DESCRIZIONE DESCRIPTION

Compressore dotato di cassetta portautensili.

Compressor equipped with toolbox.

 OIL FREE



AIRBOX

							
Serbatoio aria Air tank	Potenza Power	Alimentazione Power supply	Portata d'aria Air flow capacity	Potenza sonora Sound power	Pressione massima Max pressure	Peso Weight	Dimensioni Dimensions
3 L	1.1 kW peak	(230 V / 50hz)	160 l/min	LWA 88 dB(A)	8 bar	16,0 kg	Lunghezza Length 465 mm
							Larghezza Width 340 mm
							Altezza Height 470 mm

AVVOLGITUBO HOSE REEL


DESCRIZIONE DESCRIPTION

Avvolgitore per tubo con manovella manuale.


Hand crank hose reel.

17.14F

17.20F



ATSP120830

				
Lunghezza tubo Hose length	Diametro tubo Hose diameters	Peso Weight	Pressione massima Max pressure	Dimensioni Dimensions
30 m	12 x 8 mm	8,5 kg	10 bar	Lunghezza Length 335 mm
				Larghezza Width 260 mm
				Altezza Height 350 mm

RACCORDI E SPIRALI AIR PLUGS AND HOSES

INNESTI RAPIDI AIR PLUGS	Codice / Code	Serie / Series	Attacco / Connection
	17.10K	ITA	G ¼
	17.13K	USA	
	17.14K	EU	
	17.20F	-	
	17.14F	-	


DESCRIZIONE DESCRIPTION

Innesti rapidi, attacchi speciali e tubi a spirale in poliuretano per macchine OMER.

Air plugs, special connectors and polyurethane spirals for OMER tools.

ATTACCHI SPECIALI SPECIAL CONNECTORS	Codice / Code	Descrizione / Description
	17.14G	Attacco girevole (G¼ EU) Swivel airplug (G¼ EU)
	17.21	Filtro (G¼) Filter (G¼)

SPIRALI IN POLIURETANO MONTATE CON RACCORDI E INNESTO RAPIDO EU POLYURETHANE SPIRALS AIR HOSES FITTED WITH EU AIRPLUG AND COUPLERS

	Codice / Code	Misura Ø Dimension Ø	Lunghezza Lenght
	TSPG140855K	8 x 5 mm	5 m
	TSPG140851K	8 x 5 mm	10 m
	TSPG141061K	10 x 6,5 mm	10 m
	TSPG141281K	12 x 8 mm	10 m

DOTAZIONI EQUIPMENT

DESCRIZIONE DESCRIPTION

Articoli consigliati per la manutenzione delle macchine e la protezione lavorativa.

Recommended items for tool maintenance and for working security.



D016

Tanica olio 5l per utensili pneumatici
Oil can 170 FL.OZ. for pneumatic tools



D015

Bottiglia olio 500 ml per utensili pneumatici
Oil bottle 17 FL.OZ. for pneumatic tools



D01

Bottiglietta olio 20 ml per utensili pneumatici
Oil bottle 0,7 FL.OZ. for pneumatic tools



D07

Vaso grasso 200 g per utensili pneumatici
Grease can 7 OZ. for pneumatic tools



Bombolette per chiodatrice a gas
Gas nailer fuel cell




D08

Bottiglietta LOCTITE® 243 50 ml
LOCTITE® 243 bottle 1,7 FL.OZ.



D02

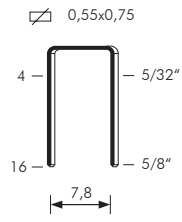
Occhiali antinfortunistica
Safety glasses



INDICE, PUNTI E TABELLE COMPARATIVE
INDEX, FASTENERS AND CROSS REFERENCE TABLES

GRAFFE LEGGERE E MEDIE
FINE AND MEDIUM WIRE STAPLES

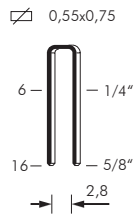
3G



Gauge: 23
Crown: .350" (11/32")

pag. 4 pag. 70

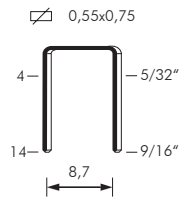
SJK



Gauge: 23
Crown: .154" (5/32")

pag. 6

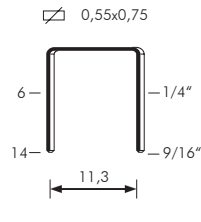
68



Gauge: 23
Crown: .386" (3/8")

pag. 5

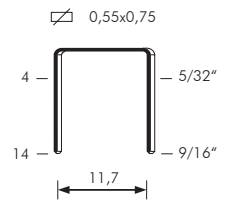
64



Gauge: 23
Crown: .488" (1/2")

pag. 7

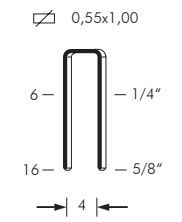
62



Gauge: 23
Crown: .500" (1/2")

pag. 8

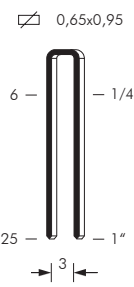
99



Gauge: 21
Crown: .200" (7/32")

pag. 9

4097

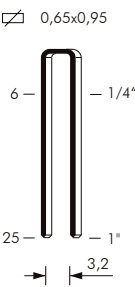


Gauge: 21
Crown: .170" (3/16")

pag. 10-11

pag. 71-74

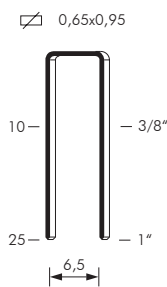
40



Gauge: 21
Crown: .180" (3/16")

pag. 10-11

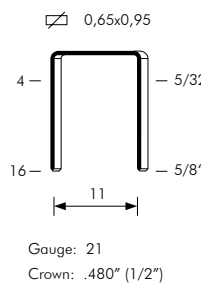
98



Gauge: 21
Crown: .307" (5/16")

pag. 12

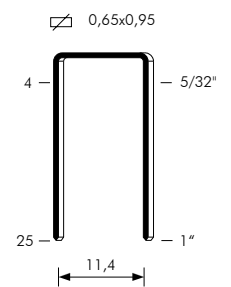
84



Gauge: 21
Crown: .480" (1/2")

pag. 13

80



Gauge: 21
Crown: .500" (1/2")

pag. 14-15

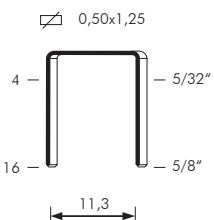
pag. 54

pag. 71

pag. 122

pag. 127

50



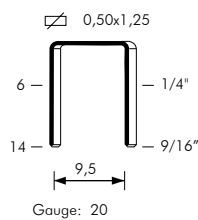
Gauge: 20
Crown: .484" (1/2")

pag. 16

pag. 55

pag. 122

T50

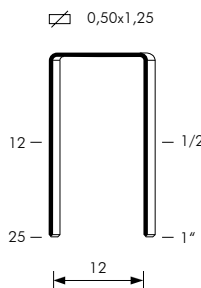


Gauge: 20
Crown: .413" (7/16")

pag. 17

pag. 123

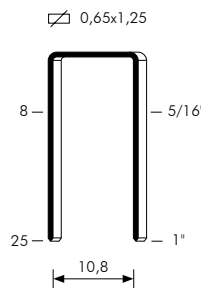
88



Gauge: 20
Crown: .512" (1/2")

pag. 19

65

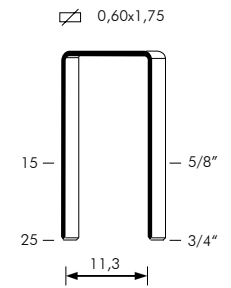


Gauge: 19
Crown: .476" (1/2")

pag. 18

pag. 56

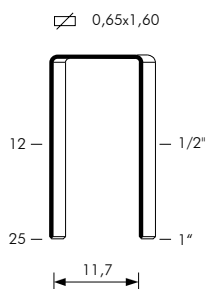
195



Gauge: 18
Crown: .492" (1/2")

pag. 19

110

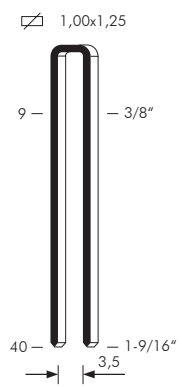


Gauge: 18
Crown: .512" (1/2")

pag. 20

pag. 58

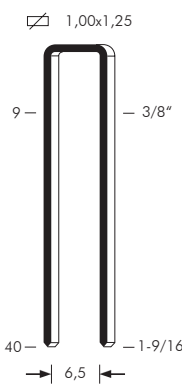
90



Gauge: 18
Crown: .217" (1/4")

pag. 22-23-24

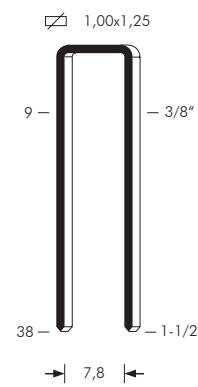
92



Gauge: 18
Crown: .334" (5/16")

pag. 25-26-27

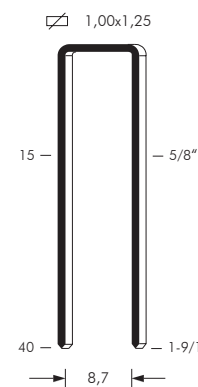
SG44



Gauge: 18
Crown: .386" (3/8")

pag. 21

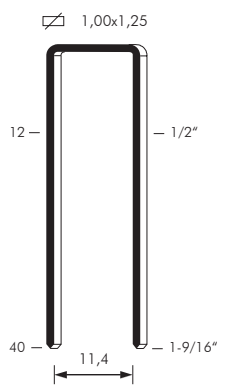
500



Gauge: 18
Crown: .421" (1/2")

pag. 28

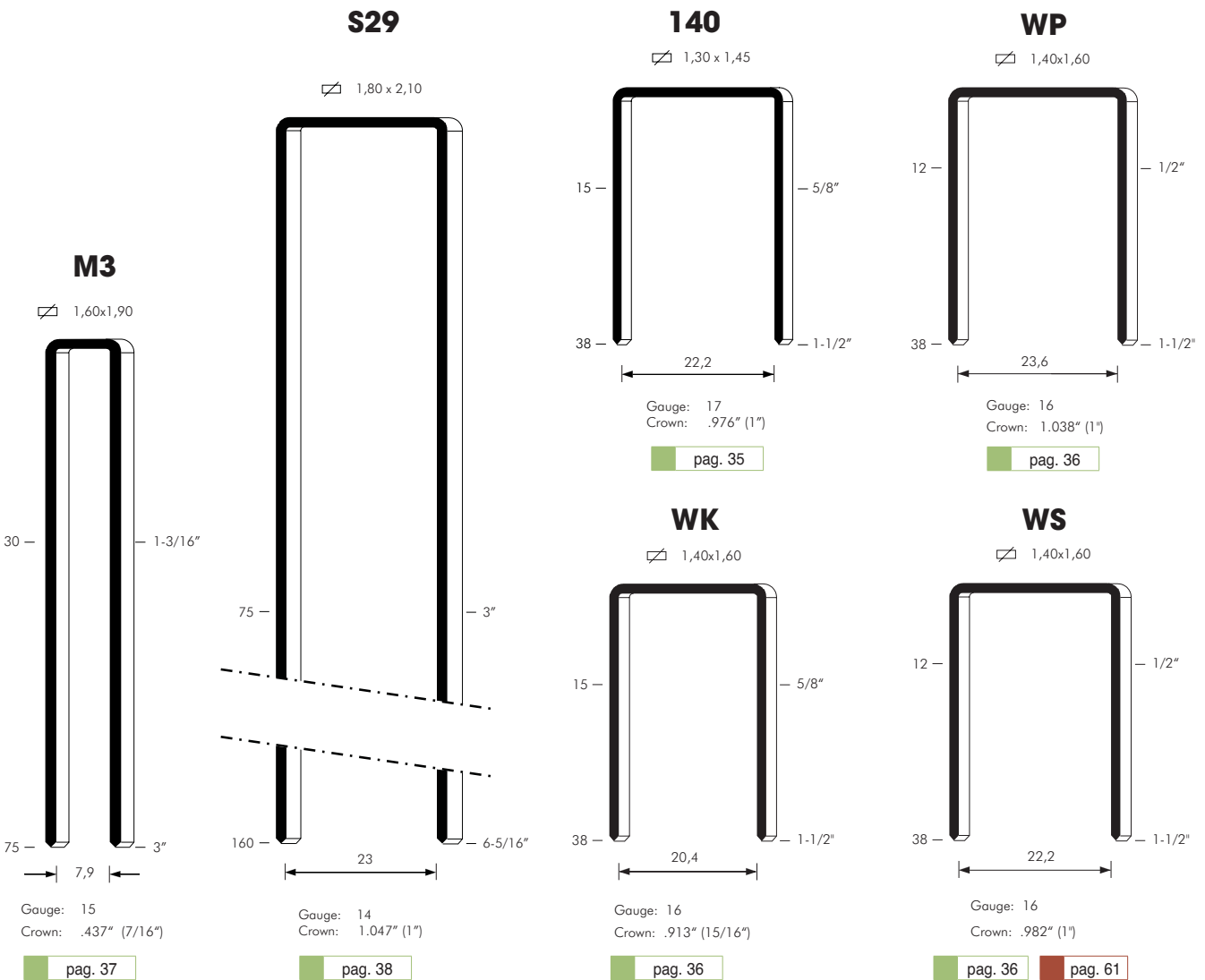
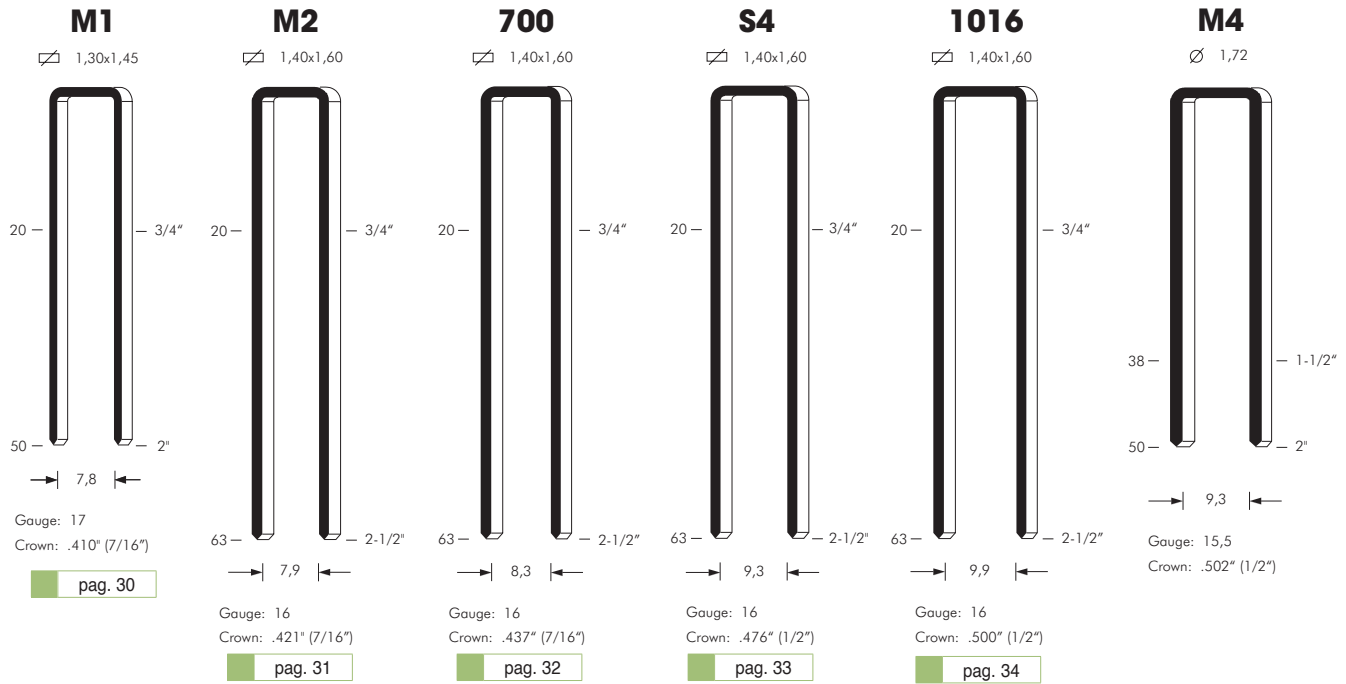
94



Gauge: 18
Crown: .528" (17/32")

pag. 29

GRAFFE PESANTI
HEAVY WIRE STAPLES



SPILLI
PINS

Pins 6

Ø 0,64



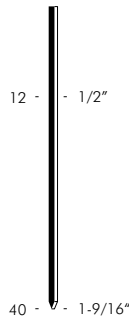
Gauge: 23

Wire dia: .025"

pag. 40

Pins 8

Ø 0,75x0,90

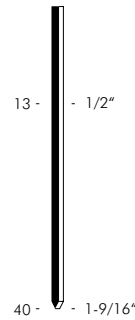


Gauge: 21

pag. 41

Pins I

Ø 1x1,25

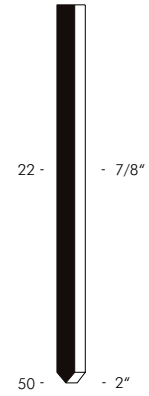


Gauge: 18

pag. 42

Pins AP

Ø 2,40x2,80

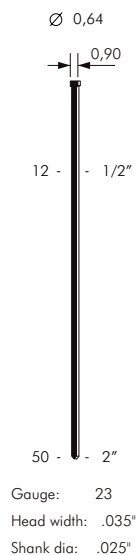


Gauge: 12

pag. 43

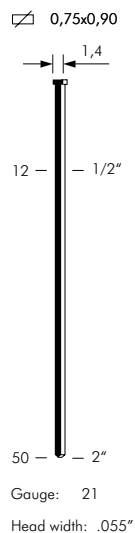
tabella comparativa cross reference table		pagina / page	ATRO	BEA	BOSTITCH	DUO-FAST	HAUBOLD	ISABERG RAPID	KIHLBERG	PASLODE	PREBENA	SENCO
spilli pins	Pins 6	40	MINI	S700	MINIPINS		ST06		506		AL	CZ
	Pins 8	41	MINI/S		MINIPINS 18	MP	ST08				BE	
	Pins I	42	I	S100	AZ5550	I	SKN10				GA-PINS	AZ
	Pins AP	43	AP		SPIN	AL						PCH
groppini brads	Brads B6	44										
	Brads M	45	MINI TIP	SK200		MB					JA	
	Brads 12	46-47	TIPIN	SK300	BT1300	B44	SKN12		512	F18	JM	AX(AY)
	Brads 14	48-49	TIP	SK400	BT1200	HB/60	SKN16		516	F16	N	
	Brads 17	50				FN8	SKN20				ND	
	DA	51		SKDA		DA						DA
	DB15	52			FN15							

Brads B6



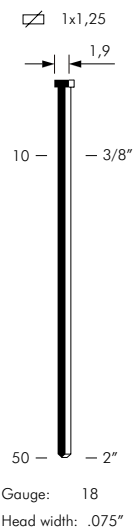
pag. 44

Brads M



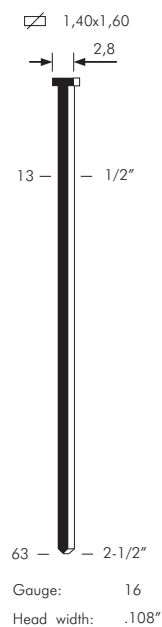
pag. 45

Brads 12



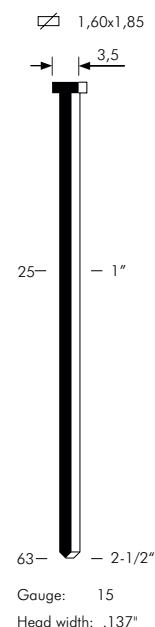
pag. 46-47
pag. 128

Brads 14

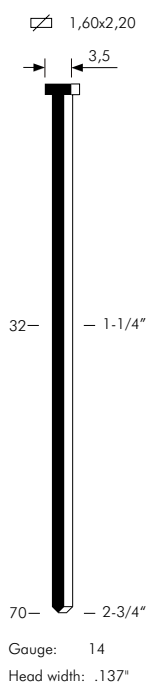


pag. 48-49

Brads 15

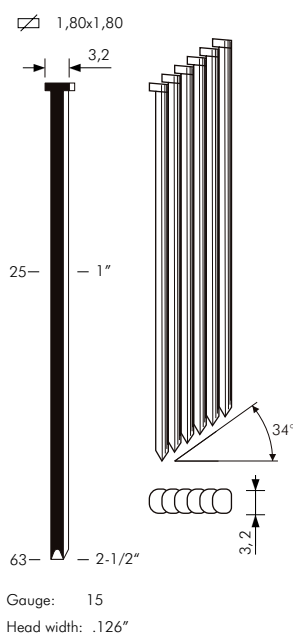


Brads 17



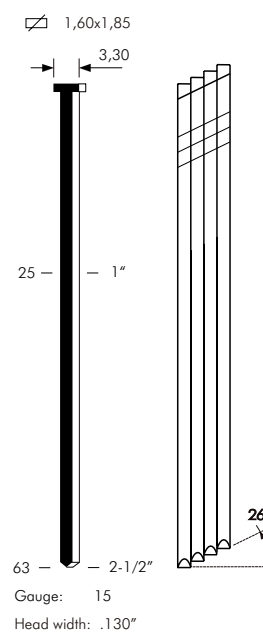
pag. 50

DA



pag. 51

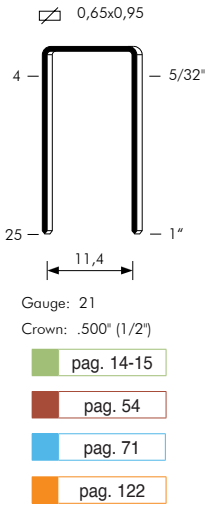
DB15



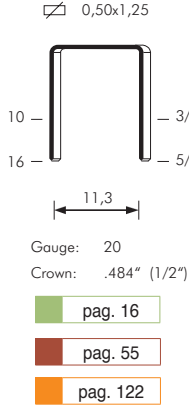
pag. 52

GRAFFE PER IMBALLAGGIO
CARTON CLOSING STAPLES

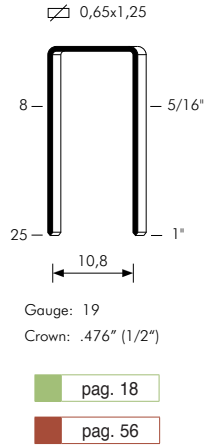
80



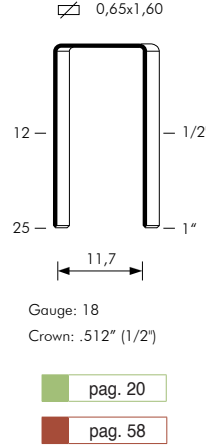
50



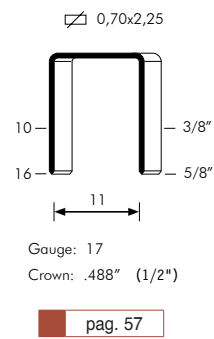
65



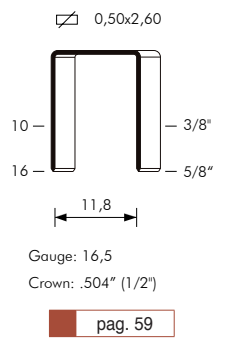
110



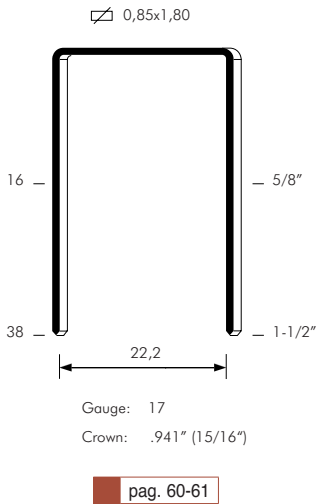
77K



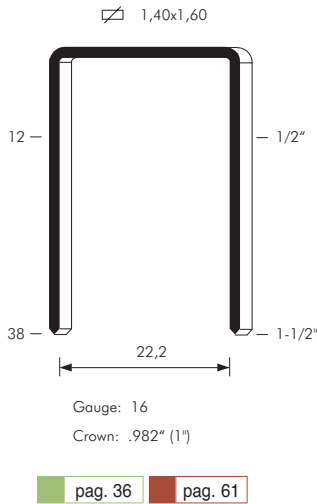
BA



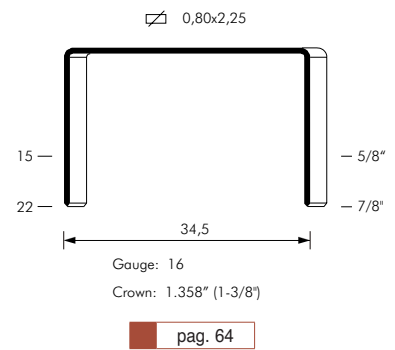
590



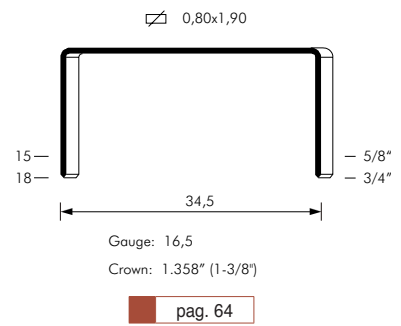
WS



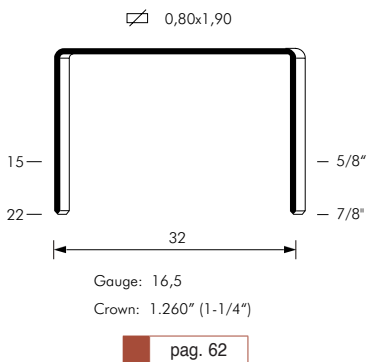
34 L



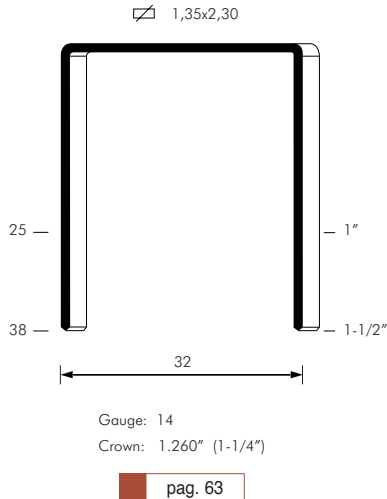
34



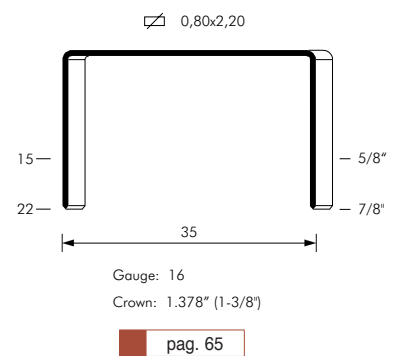
32



32



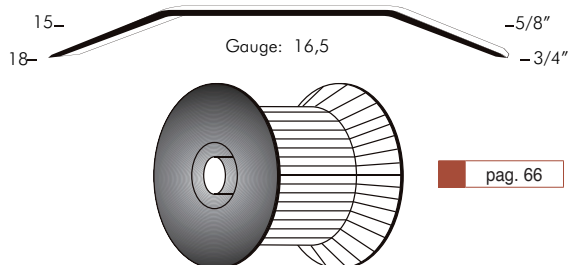
35



GRAFFE PER IMBALLAGGIO
CARTON CLOSING STAPLES

ROLL C

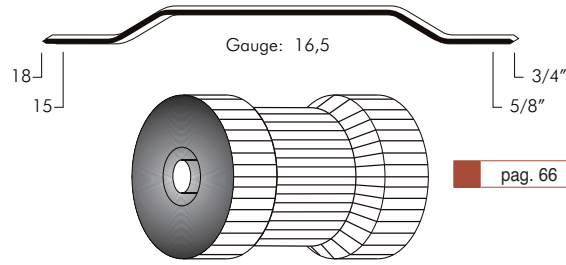
0,95x1,90



pag. 66

ROLL 34

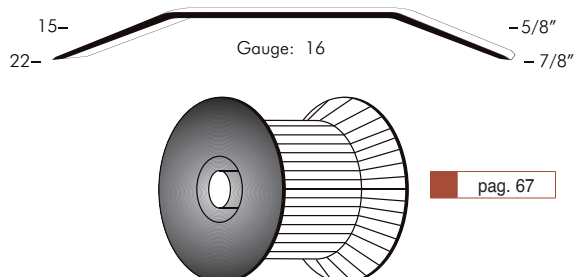
0,95x1,90



pag. 66

ROLL A

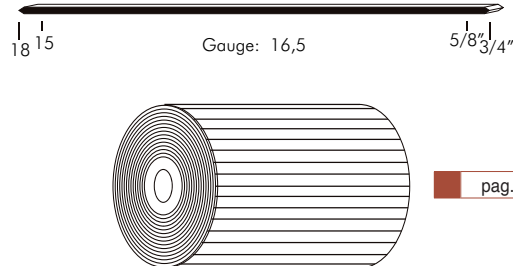
0,90x2,20



pag. 67

ROLL D

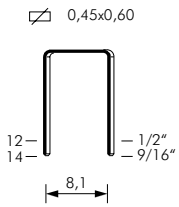
0,95x1,90



pag. 67

tabella comparativa cross reference table	OMER	pagina / page	ATRO	BEA	BOSTITCH	DUO-FAST	HAUBOLD	ISABERG RAPID	KIHLBERG	PASLODE	PREBENA	SENCO
graffe per imballaggio carton closing staples	80	54	8 (80)	80-380	86 / AZ33	80	800		680		A	AT
	50	55		95		50	900				D	
	65	56				65	9000		779			
	77K	57							777			
	110	58	110									
	BA	59			SB103020							
	590	60-61							590			
	WS	61	16 WC		BCS 2				654		WC	
	32	62	C	32					561		R	
	34L	64			SW9040							
	34	64			SW7437							
	35	65	A	35					560		B	
	Roll C	66	CR									
	Roll 34	66			SWC7437							
	Roll A	67	AR									
Roll D	67		LOCK					555				

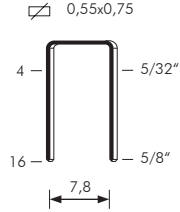
77



Gauge: 25
Crown: .354" (3/8")

pag. 70

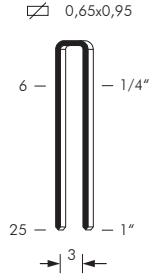
3G



Gauge: 23
Crown: .350" (11/32")

pag. 4 pag. 70

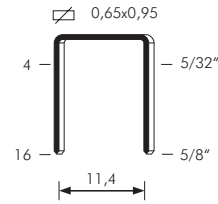
4097



Gauge: 21
Crown: .170" (3/16")

pag. 10-11 pag. 71-74

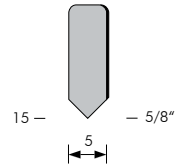
80



Gauge: 21
Crown: .500" (1/2")

pag. 14-15 pag. 54
pag. 71 pag. 122

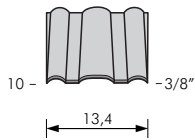
53



Width: .196" (3/16")
Thickness: 0,38 - .015"

pag. 74

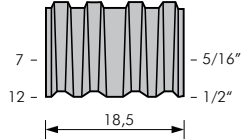
MICRO CF



Width: 1/2"

pag. 72

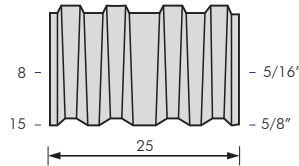
MINI CF



Width: 3/4"

pag. 72

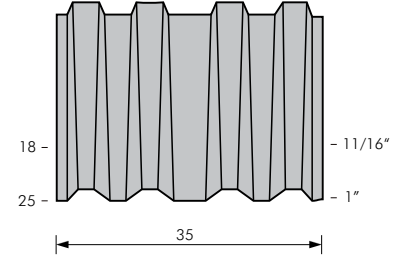
CF



Width: 1"

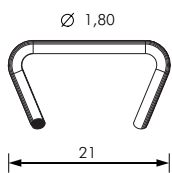
pag. 73

JUMBO CF



Width: 1-3/8"

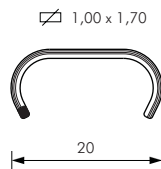
HR22



Gauge: 15

pag. 76

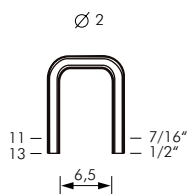
SR8



Gauge: 16

pag. 76

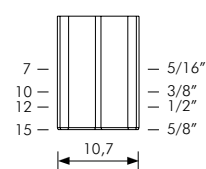
713



Gauge: 14
Crown: .393" (3/8")

pag. 80

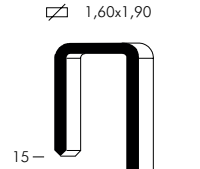
VN11



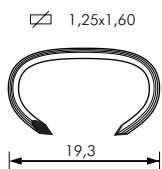
Crown: .425" (7/16")

pag. 75

M3PF



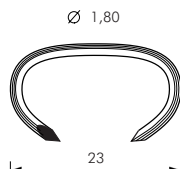
HR20



Gauge: 16

pag. 77

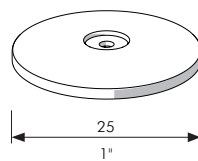
HR23



Gauge: 15

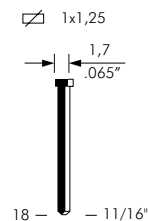
pag. 77

DK25



pag. 78

Brads 12 ts



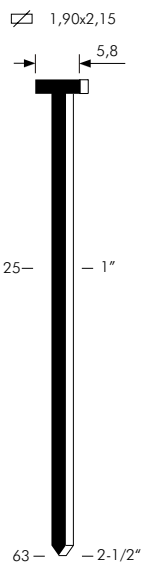
Gauge: 18
Head width: .075"

pag. 75
pag. 128

Gauge: 15
Crown: .437" (7/16")

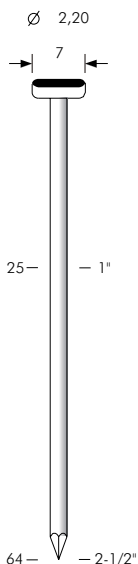
pag. 79

FN21



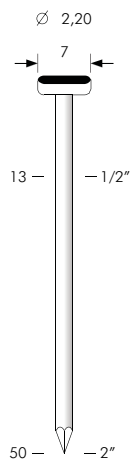
Gauge: 14
Head width: .228"
pag. 82

TN22



Gauge: 13,5
Shank dia: .086"
Head width: .275"
pag. 82

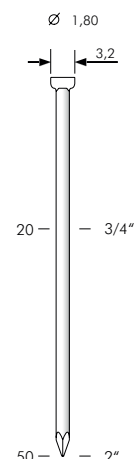
TN22 Beton



Gauge: 13,5
Shank dia: .086"
Head width: .275"

pag. 83

ST15



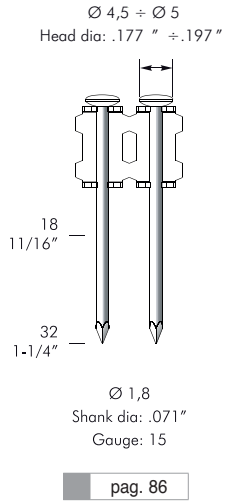
Gauge: 15
Shank dia: .071"
Head width: .126"

pag. 84

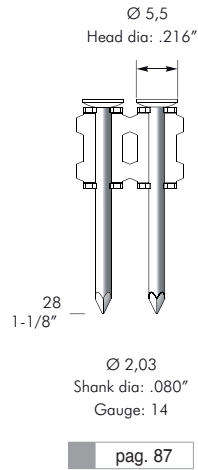
tabella comparativa cross reference table	OMER®	pagina / page	ATRO	BEA	BOSTITCH	DUO-FAST	HAUBOLD	ISABERG RAPID	KIHLBERG	PASLODE	PREBENA	SENCO
chiodi nails	FN21	82	FN				TN22					
	TN22	82	TN22	T		TN	TN22				T	T
	TN22 Beton	83	TN22	T		TN	TN22				T	T
	ST15	84										
punti speciali special fasteners	77	70	55	50							VB	
	3G	70	7	71	72	7	7100		670		V	C
	4097	71-74		97	SX 4023						0	W
	80	71	8 (80)	80-380	86 / AZ33	80	800		680		A	AT
	MICRO CF	72										
	MINI CF	72		WM								
	CF	73	CF	W		CF	WN				WN	CF
	JUMBO CF			MAXI W			JAMBO WN					
	53	74										
	Brads 12 ts	75										
	VN11	75										
	HR22	76										
	SR8	76			Ring 616							
	HR20	77	HR20 TAPE		Ring 16							
	HR23	77	HR23 TAPE		Ring 15							
DK25	78											
M3PF	79											
713	80											

CHIODI ROTOLO PVC
COIL NAILS PVC

CNP 18



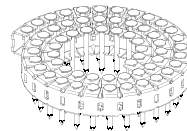
CNP 21



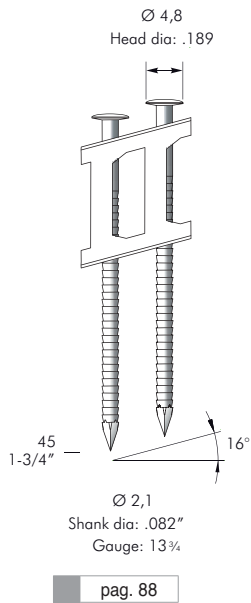
A richiesta
On request



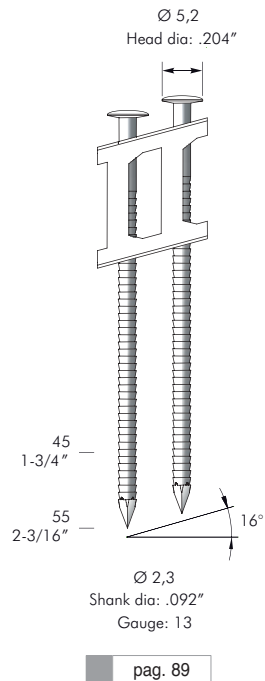
Avvolgimento piatto
Flat winding



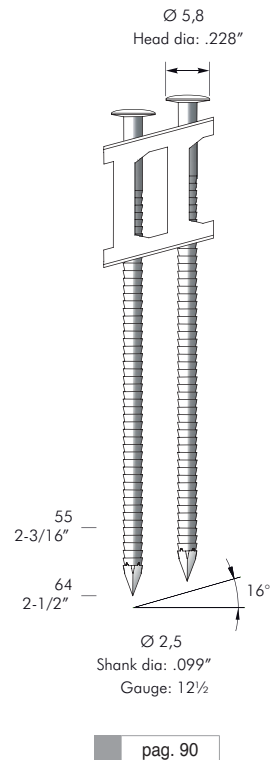
CNP 203



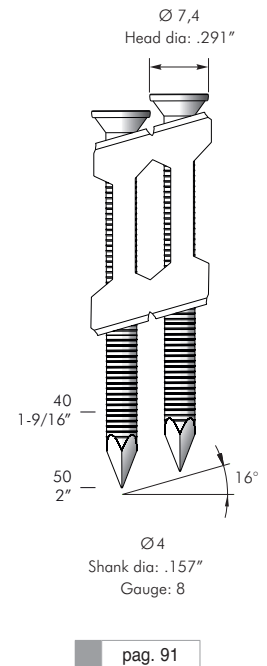
CNP 23




CNP 25



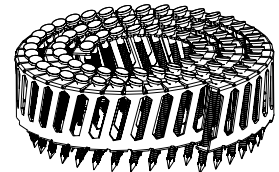
CNP 40



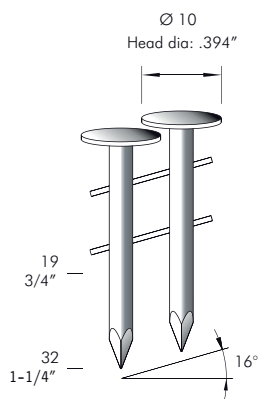
Avvolgimento piatto
Flat winding



Avvolgimento piatto
Flat winding



RCNW 31




Shank dia: .120"
Gauge: 11

pag. 85

Avvolgimento conico
Conical winding



CNWE 28



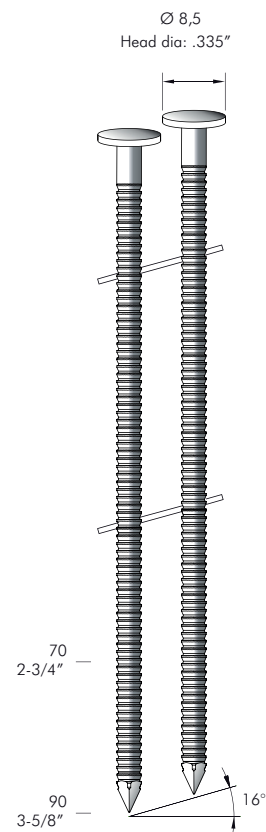
Shank dia: .110"
Gauge: $11\frac{1}{2}$

pag. 100

Avvolgimento piatto
Flat winding



CNWE 33



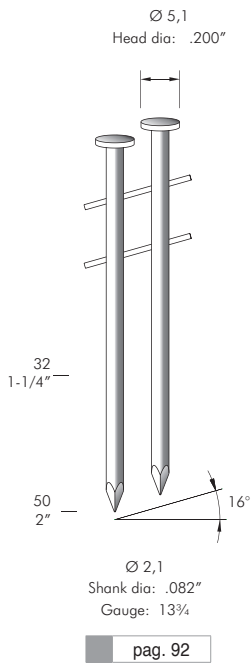
Shank dia: .130"
Gauge: 10

pag. 101

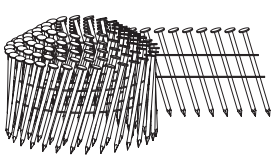
tabella comparativa cross reference table		pagina / page	ATRO	BEA	BOSTITCH	DUO-FAST	HAUBOLD	ISABERG RAPID	KIHLBERG	PASLODE	PREBENA	SENCO
chiodi rotolo PVC 0° coil PVC nails 0°	CNP 18	86		TC								SCN
	CNP 21	87										
chiodi rotolo PVC 16° coil PVC nails 16°	CNP 203	88										
	CNP 23	89										
	CNP 25	90										
	CNP 40	91										
chiodi rotolo speciali special coil nails	RCNW 31	85	COIL 31	DPN	CR		RCNW			CNZ		SCN ROOF
	CNWE 28	100										
	CNWE 33	101										

CHIODI ROTOLO
COIL NAILS

CNW 21



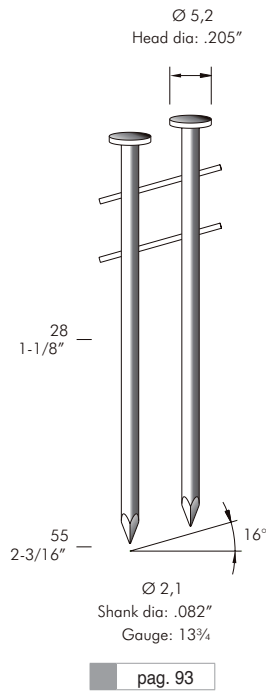
Avvolgimento conico
Conical winding



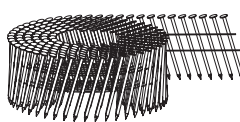
A richiesta
On request



CNW 203



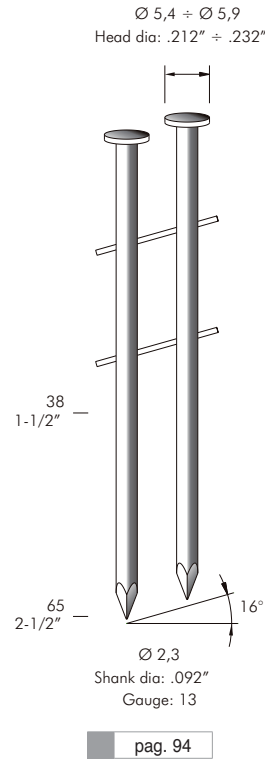
Avvolgimento piatto
Flat winding



A richiesta
On request



CNW 23



CNW 25

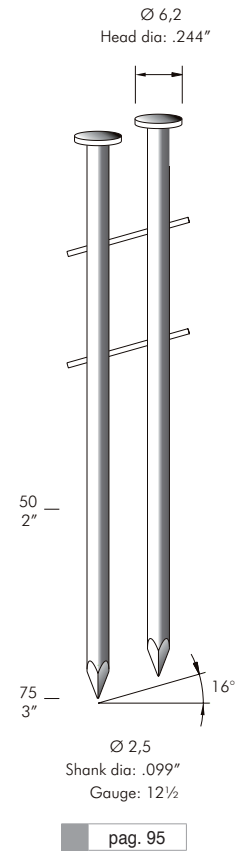
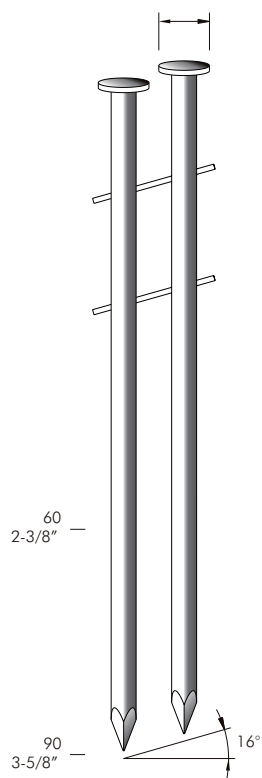


tabella comparativa cross reference table	OMER	pagina / page	ATRO	BEA	BOSTITCH	DUO-FAST	HAUBOLD	ISABERG RAPID	KIHLBERG	PASLODE	PREBENA	SENCO
chiodi rotolo coil nails	CNW 21	92	COIL 21	BDC							CNW	SCN
	CNW 203	93			N 55							
	CNW 23	94			FAC		RNCW				CNW	SCN
	CNW 25	95	COIL 26	BDC	FAC		RNCW				CNW	SCN
	CNW 28	96	COIL 29	BDC	FAC		RNCW				CNW	SCN
	CNW 31	97	COIL 31	BDC	FAC		RNCW				CNW	SCN
	CNW 34	98	COIL 33	BDC	FAC		RNCW				CNW	SCN
	CNW 38	99	COIL 38	BDC	FAC		RNCW				CNW	SCN

CNW 28

Ø 6,7
Head dia: .264"

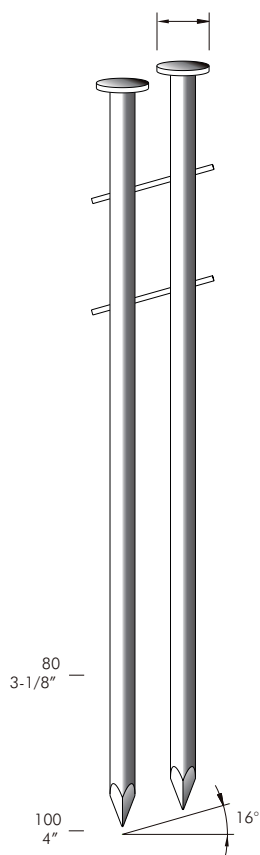


Ø 2,8
Shank dia: .110"
Gauge: 11 1/2

pag. 96

CNW 31

Ø 6,9
Head dia: .272"

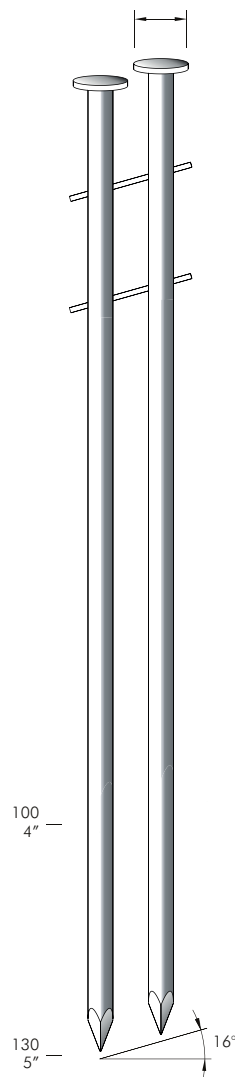


Ø 3,1
Shank dia: .120"
Gauge: 11

pag. 97

CNW 34

Ø 7,5
Head dia: .295"

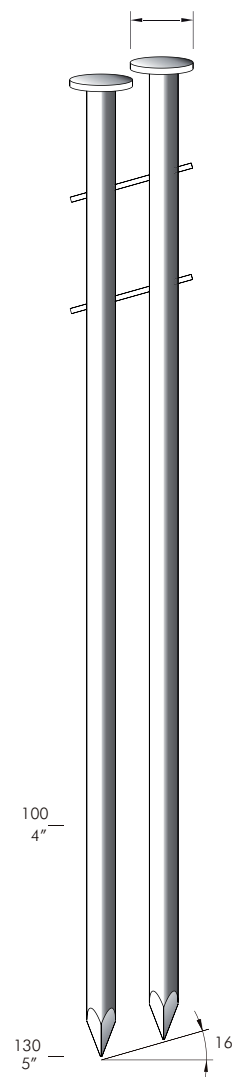


Ø 3,4
Shank dia: .134"
Gauge: 10

pag. 98

CNW 38

Ø 8,3
Head dia: .327"



Ø 3,8
Shank dia: .150"
Gauge: 9

pag. 99

Avvolgimento piatto
Flat winding

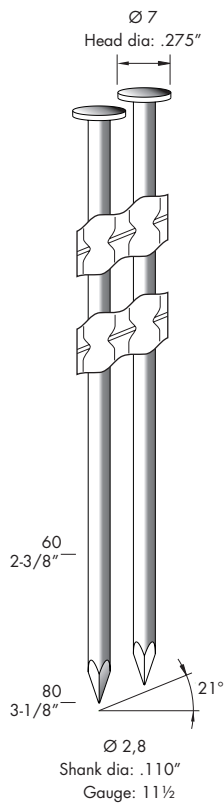


A richiesta
On request

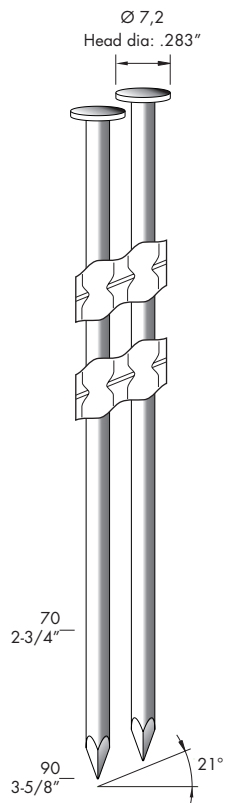


CHIODI STECCA PVC 21°
21° STRIP PVC COLLATED NAILS

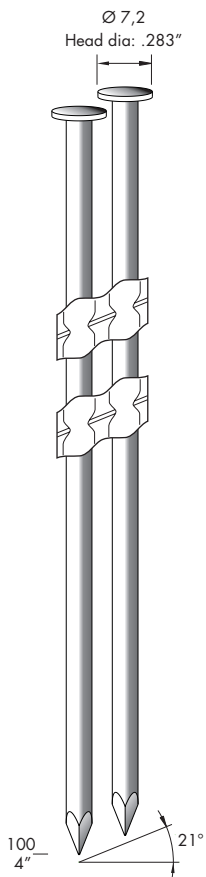
SNPA-28 SNPA-31 SNPA-34 SNPA-38 SNPA-42 SNPA-46



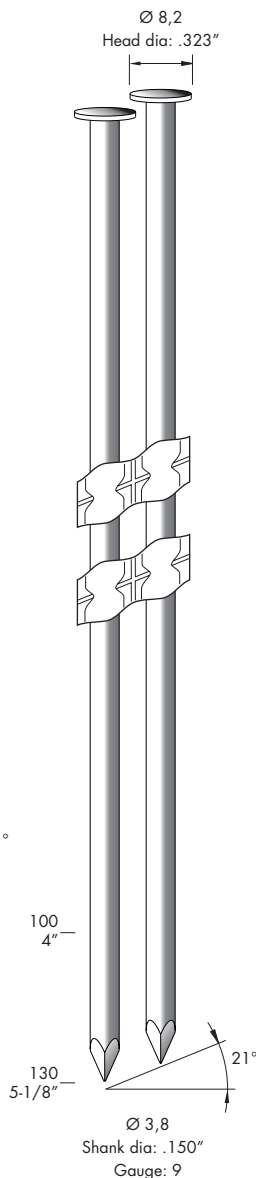
pag. 102



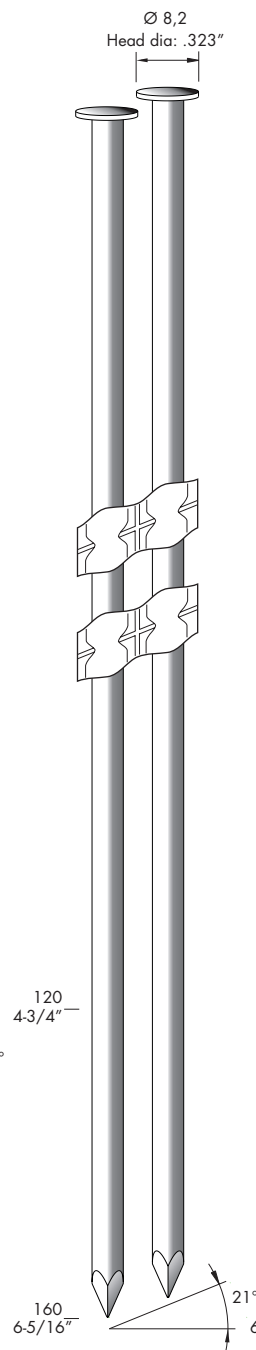
pag. 103



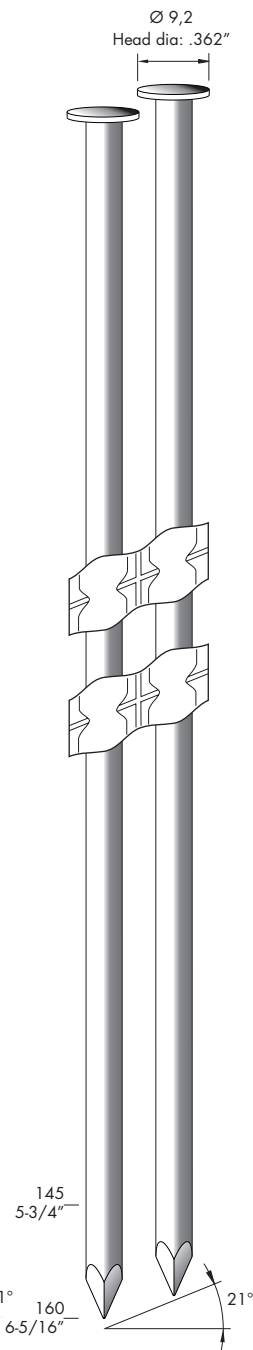
pag. 104



pag. 105



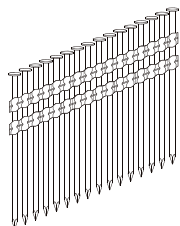
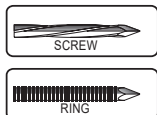
pag. 106



pag. 107

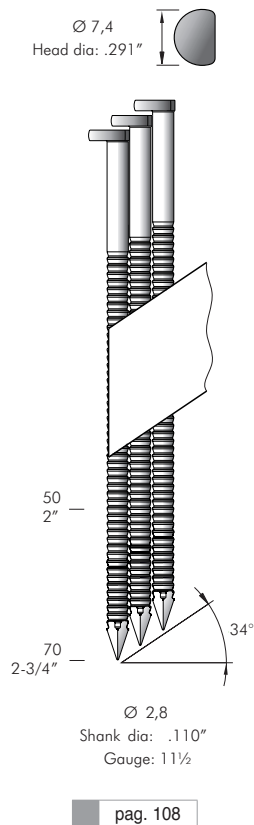
Stecca PVC
Strip PVC collated

A richiesta
On request

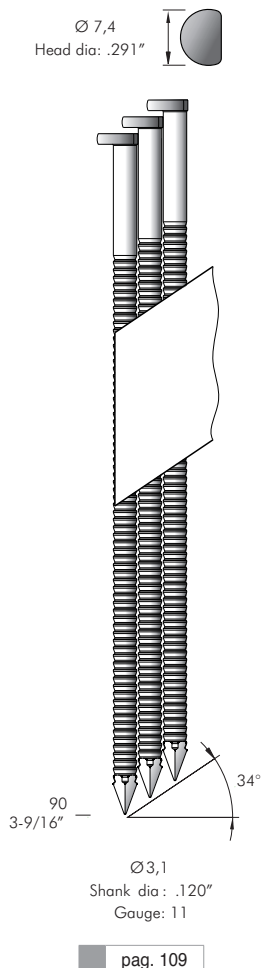


CHIODI STECCA CARTA 30° - 34° e PVC 30°
30° - 34° STRIP PAPER and 30° STRIP PVC NAILS

SNPB-28



SNPB-31



SNPB-40

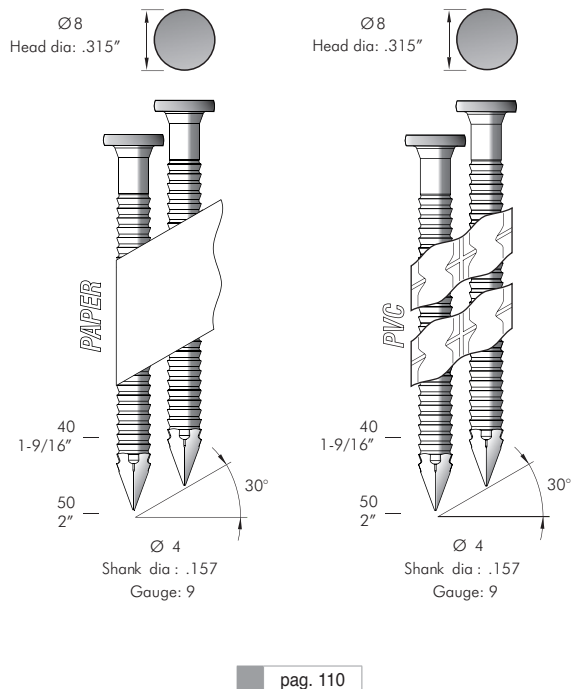
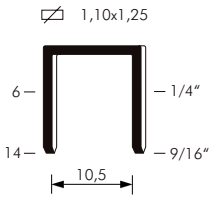


tabella comparativa cross reference table		pagina / page	ATRO	BEA	BOSTITCH	DUO-FAST	HAUBOLD	ISABERG RAPID	KIHLBERG	PASLODE	PREBENA	SENCO
chiodi stecca carta 30° - 34° e pvc 30° 30° - 34° strip paper and 30° strip pvc nails	SNPB-28	108										
	SNPB-31	109										
	SNPB-40	110										
chiodi stecca PVC 21° 21° strip PVC collated nails	SNPA-28	102	RN29	R20-29		RN28	RB29			SN28	RK28	RHN28
	SNPA-31	103	RN31	R20-31		RN31	RB31			SN31	RK31	RHN31
	SNPA-34	104	RN34	R20-34		RN34	RB34			SN34	RK34	RHN34
	SNPA-38	105	RN38	R20-38		RN38	RB38					
	SNPA-42	106	RN42	R20-42		RN42	RB42					
SNPA-46	107	RN46	R20-46		RN46	RB46						

81P

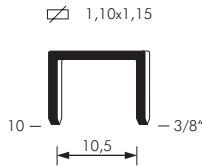


Gauge: 19
Crown: .500" (1/2")

pag. 112

81P BM

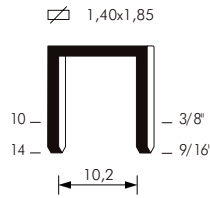
(for tyre retreading)



Gauge: 19
Crown: .500" (1/2")

pag. 112

82P

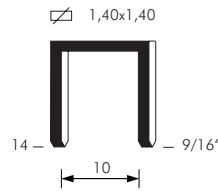


Gauge: 16
Crown: .512" (1/2")

pag. 113

82P BM

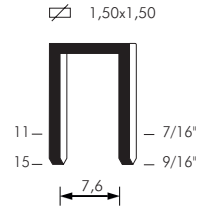
(for tyre retreading)



Gauge: 16
Crown: .504" (1/2")

pag. 113

83P



Gauge: 16
Crown: .420" (7/16")

pag. 114

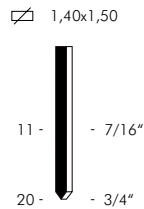
Pins IP



Gauge: 18

pag. 115

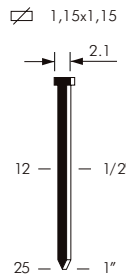
Pins 14P



Gauge: 16

pag. 115

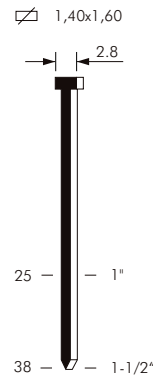
Brads 12P



Gauge: 18
Head width: .082"

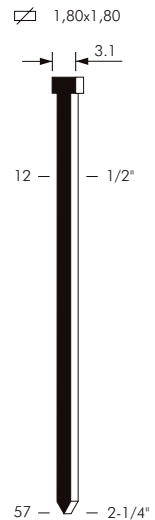
pag. 116

Brads 14P



Gauge: 16
Head width: .110"

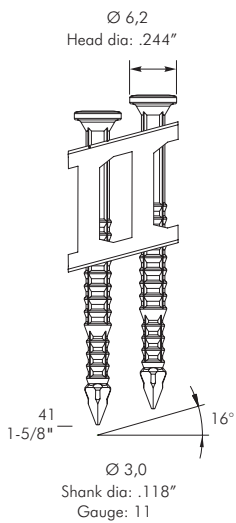
Brads 17P




Gauge: 15
Head width: .122"

pag. 117

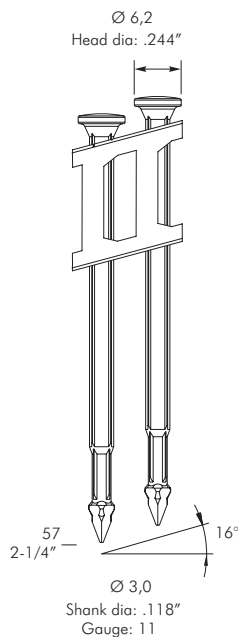
5D



pag. 118

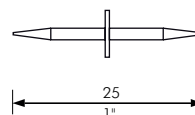


8D

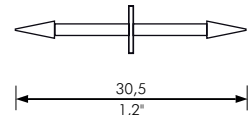


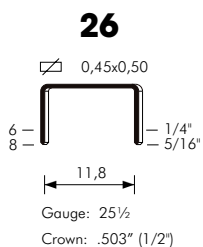
pag. 118

COP-100

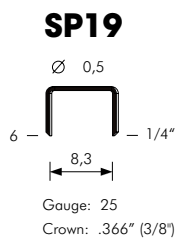


COP-120

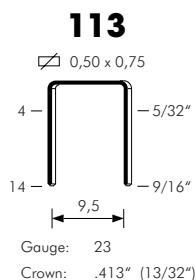




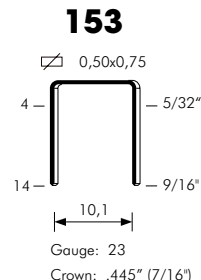
pag. 120



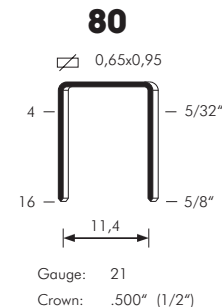
pag. 120



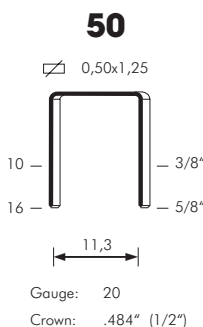
pag. 121



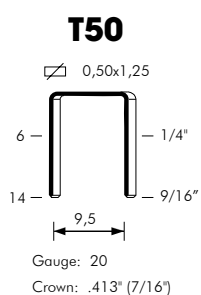
pag. 121



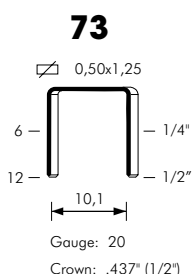
pag. 14-15 pag. 54
pag. 71 pag. 122
pag. 127



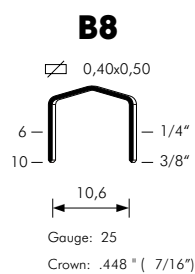
pag. 16
pag. 55
pag. 122



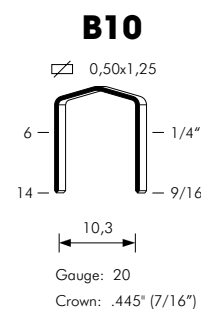
pag. 17
pag. 123



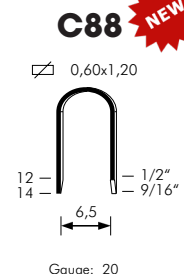
pag. 124



pag. 125



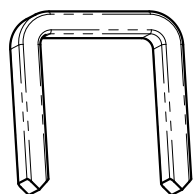
pag. 125



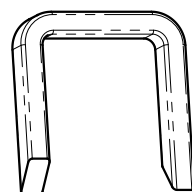
pag. 126

tabella comparativa cross reference table	OMER®	pagina / page	ATRO	BEA	BOSTITCH	DUO-FAST	HAUBOLD	ISABERG RAPID	KIHLBERG	PASLODE	PREBENA	SENCO
punti applicazioni manuali manual application fasteners	26	120						26				
	SP19	120			SP19							
	113	121					13				VZ	
	153	121					53				VX	
	80	122	8(80)	80-380	86/AZ33	80	800		680		A	AT
	50	122		95		50	900				D	
	T50	123						A11 (140)			PF	H
	73	124						73			PB	
	B8	125			STCR2115						FA	
	B10	125			STCR5019				694		FB	
	C88	126										

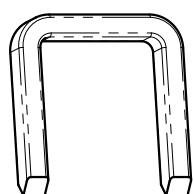
PUNTE DELLE GRAFFE OMER
OMER STAPLES POINTS



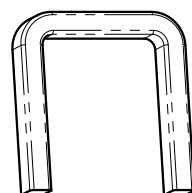
Punta C (standard)
C-point (standard)



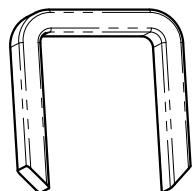
Punta DP
DP-point



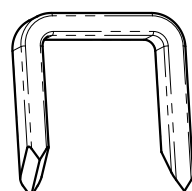
Punta CC
CC-point



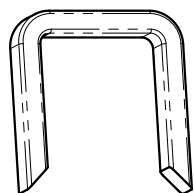
SENZA Punta
BLUNT-point



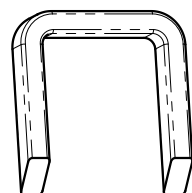
Punta OC
OC-point



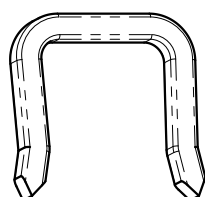
Punta CD
CD-point



Punta IC
IC-point



Punta DD
DD-point



Punta DPP
DPP-point

TABELLA COMPARATIVA CROSS REFERENCE GUIDE

GRAFFE - STAPLES

	Page	SENCO	BEA	BOSTITCH	DUO FAST	HAUBOLD	KIHLBERG	PASLODE	PREBENA	RAPID / ISABERG	ATRO
3G	4	C	71		7	7100	670		V		7
68	5					1400			VF		
SJK	6			SJ3020					TK		SJK
64	7		72	SB3023	30	1800			AB		6
62	8	B		SB3020					PM		
99	9								ED		99
4097	10-11	W	97	SX4023					O		
98	12		98	98					HB		98
84	13			SBNK4023	84				AD		84
80	14-15		80 – 380	86/AZ23	80	800	680		A		8 (80)
50	16		95		50	900			D		
T50	17	H							PF	A11 / 140	
65	18				65	9000					
88	19			SB5019							88
110	20										110
SG44	21	M			W18		782		G		
90	22-24	L	90-190		18	6000	781		E		90
92	25-27		92-192	SL5035			664		H		92
500	28					500			GB		
94	29		94						AW		94
M1	30		14						LM		
M2	31	N	155	S5			783		L		100
700	32				76	KG700		GSI	Z		
S4	33			BCS4					S		16NC
1016	34							GS16			
140	35		140								
WS	36			BCS2			654		WC		16WC
WP	36	P			17		784		WS		
WK	36					BK3200		GSW16	WT		
M3	37	Q	180			HD7900			Q		
M4				S4							18NC
S29	38			BCS1		BS29000					



OMER S.p.A. - Via Foresto, 42
31058 Susegana - TV - ITALY
Tel. +39 0438 455318 r.a.
Fax +39 0438 455402 / 455530
e-mail: omer@omer.it
www.omer.it